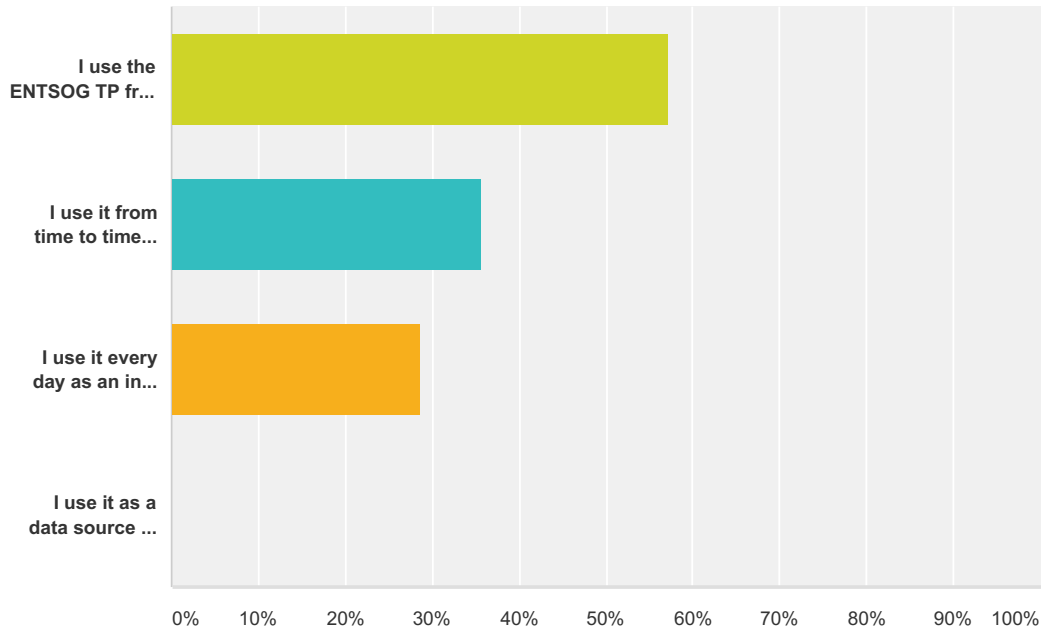


### Q1 Which of the following user categories would describe you best?

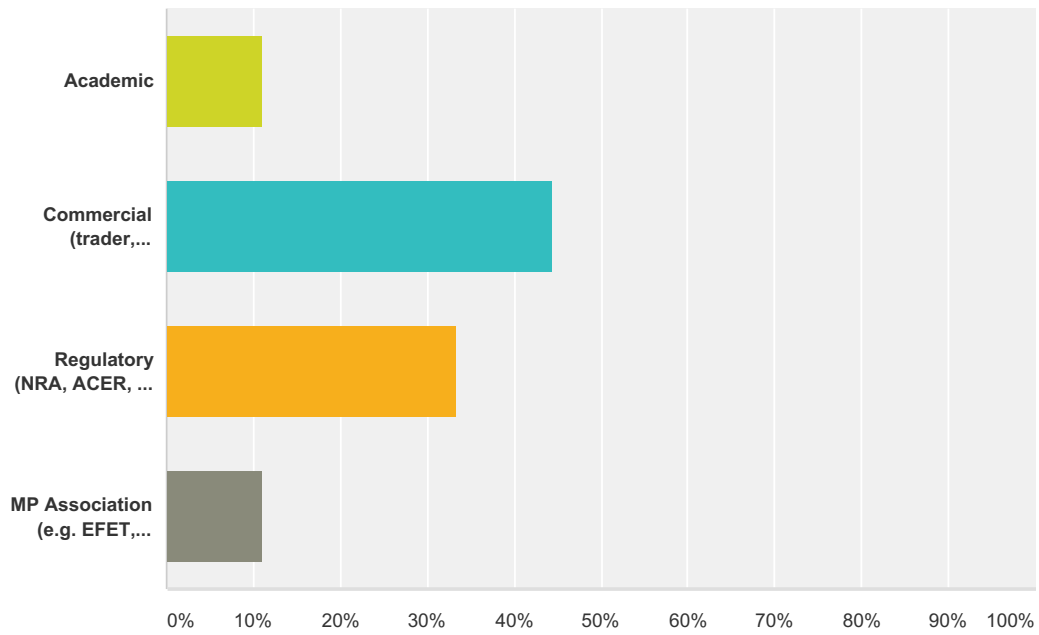
Answered: 14 Skipped: 2



Answer Choices	Responses
I use the ENTSOG TP from time to time to check specific data issues (e.g. what are the flows on a particular day)	57.14% 8
I use it from time to time for monitoring purposes	35.71% 5
I use it every day as an input for my own work (e.g. production of reports or analyses)	28.57% 4
I use it as a data source for my own IT system, using automated data retrievals on a daily or hourly basis	0.00% 0
<b>Total Respondents: 14</b>	

## Q2 Could you precise your background/business area?

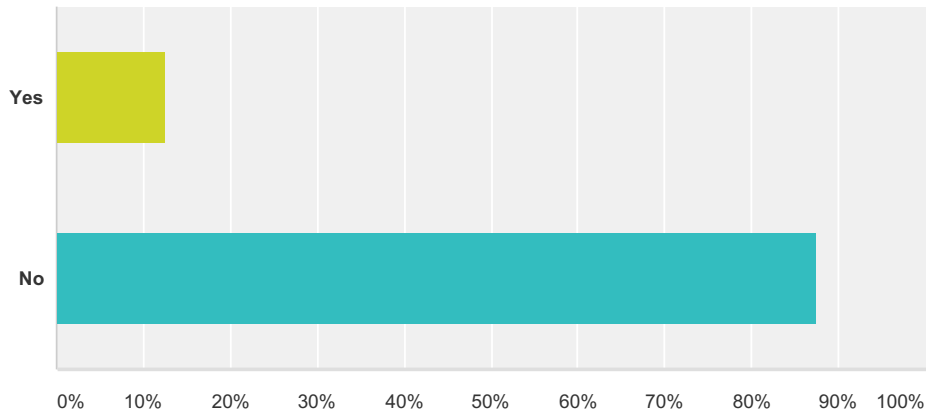
Answered: 9 Skipped: 7



Answer Choices	Responses
Academic	11.11% 1
Commercial (trader, analyst, shipper company representative)	44.44% 4
Regulatory (NRA, ACER, EC, etc.)	33.33% 3
MP Association (e.g. EFET, GIE, etc.)	11.11% 1
<b>Total</b>	<b>9</b>

**Q3 Have you participated to the previous survey run in May-June 2016?**

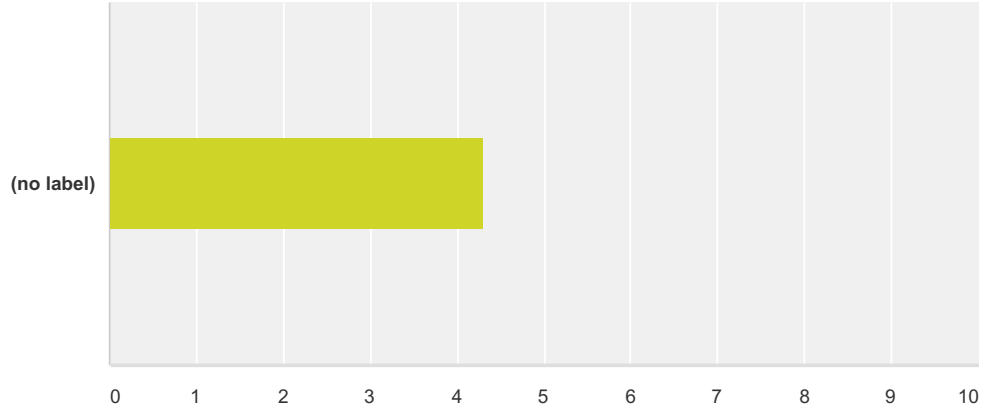
Answered: 16 Skipped: 0



Answer Choices	Responses	
Yes	12.50%	2
No	87.50%	14
<b>Total</b>		<b>16</b>

**Q5 How do you evaluate the usefulness of the data and tools provided by the ENTSOG TP? (rate 1 - 5; 5 being very useful)**

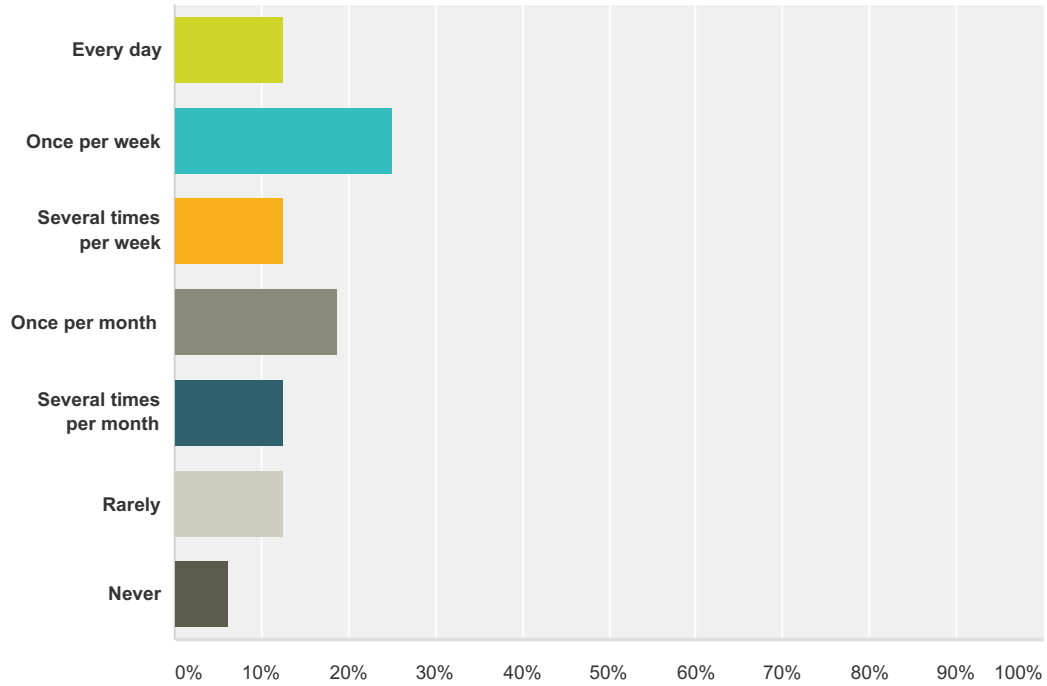
Answered: 16 Skipped: 0



	1	2	3	4	5	Total	Weighted Average
(no label)	0.00% 0	0.00% 0	6.25% 1	56.25% 9	37.50% 6	16	4.31

### Q7 How often do you use the TP Map?

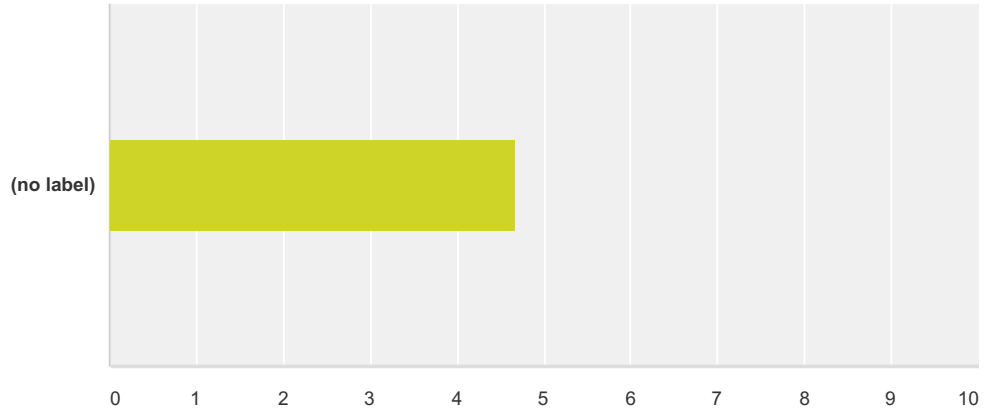
Answered: 16 Skipped: 0



Answer Choices	Responses
Every day	12.50% 2
Once per week	25.00% 4
Several times per week	12.50% 2
Once per month	18.75% 3
Several times per month	12.50% 2
Rarely	12.50% 2
Never	6.25% 1
<b>Total</b>	<b>16</b>

**Q9 How do you evaluate the usefulness of the map? (rate 1 - 5; 5 being very useful)**

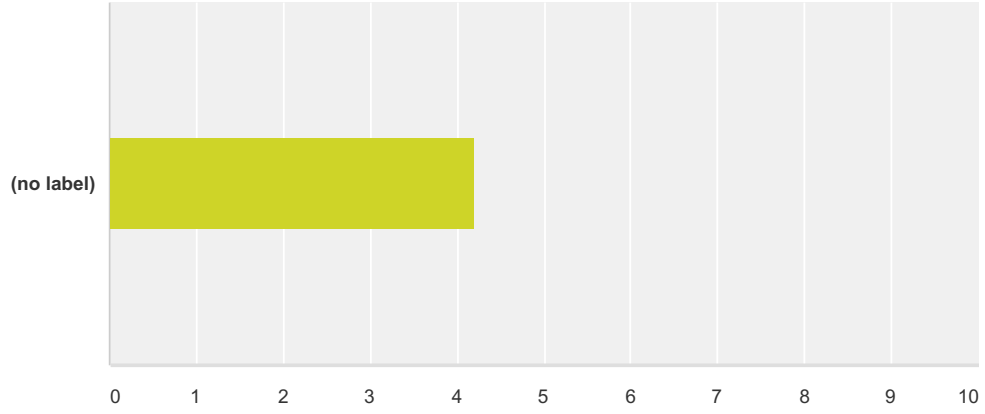
Answered: 15 Skipped: 1



	1	2	3	4	5	Total	Weighted Average
(no label)	0.00% 0	0.00% 0	0.00% 0	33.33% 5	66.67% 10	15	4.67

**Q10 How do you evaluate the user-friendliness of the map? (rate 1 - 5; 5 being very user-friendly)**

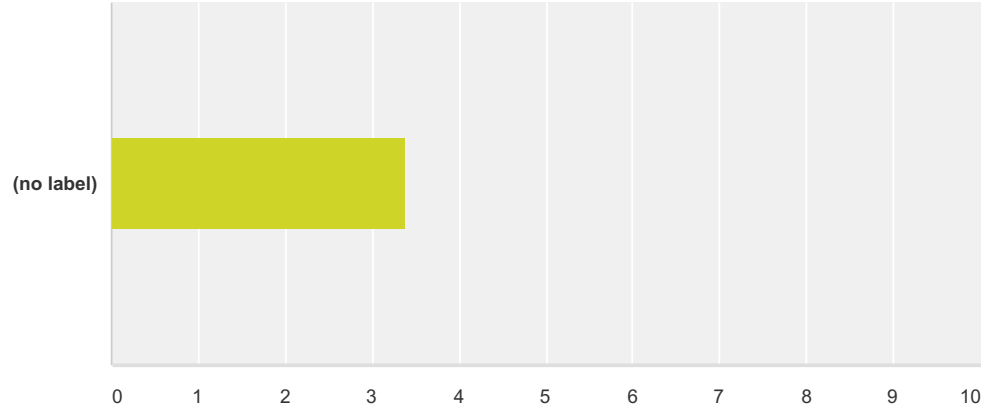
Answered: 15 Skipped: 1



	1	2	3	4	5	Total	Weighted Average
(no label)	0.00% 0	6.67% 1	6.67% 1	46.67% 7	40.00% 6	15	4.20

**Q12 How helpful are the display settings and filtering options of the map? (rate 1 - 5; 5 being very helpful)**

Answered: 16 Skipped: 0

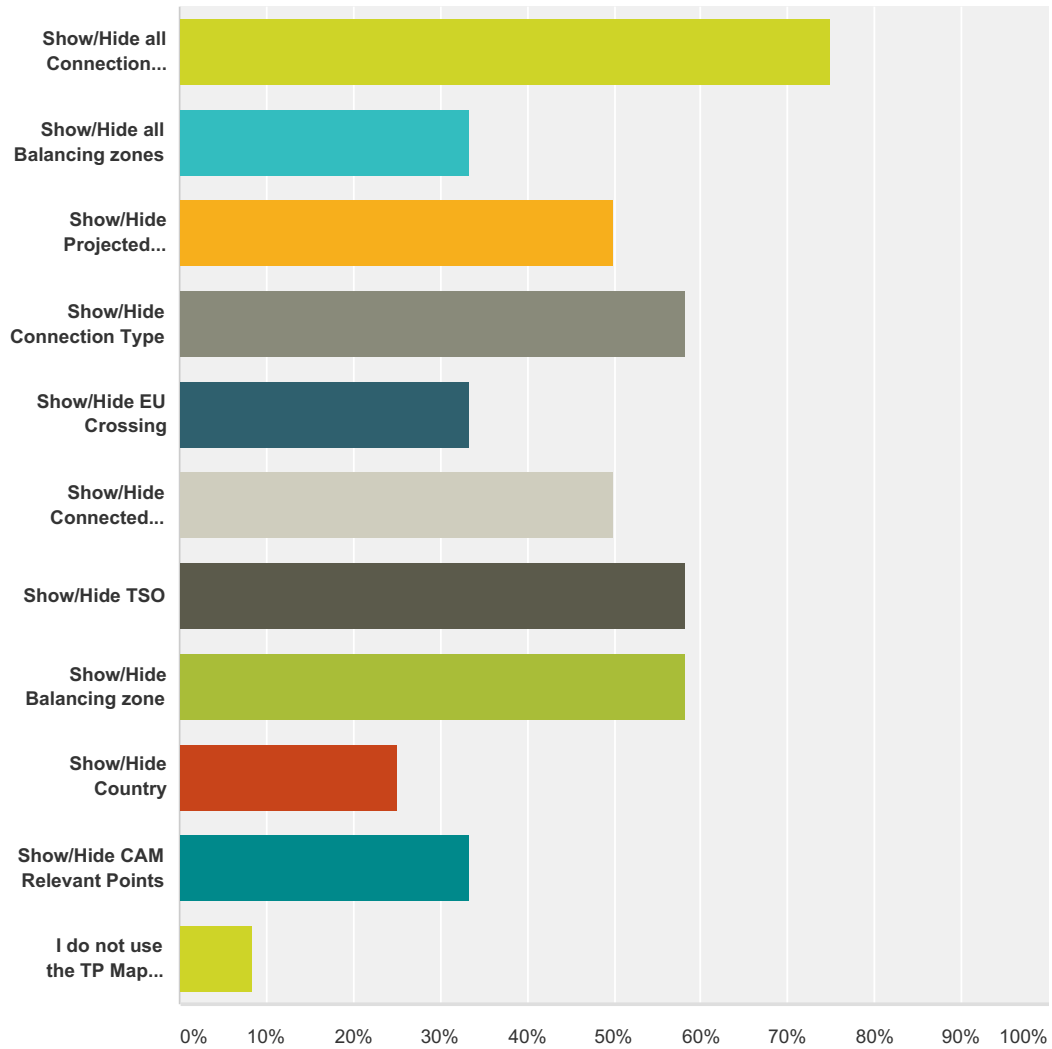


	1	2	3	4	5	I don't know this functionality or I don't use it	Total	Weighted Average
(no label)	0.00% 0	0.00% 0	0.00% 0	6.25% 1	62.50% 10	31.25% 5	16	3.38



### Q13 Which filtering options are you using most frequently?

Answered: 12 Skipped: 4



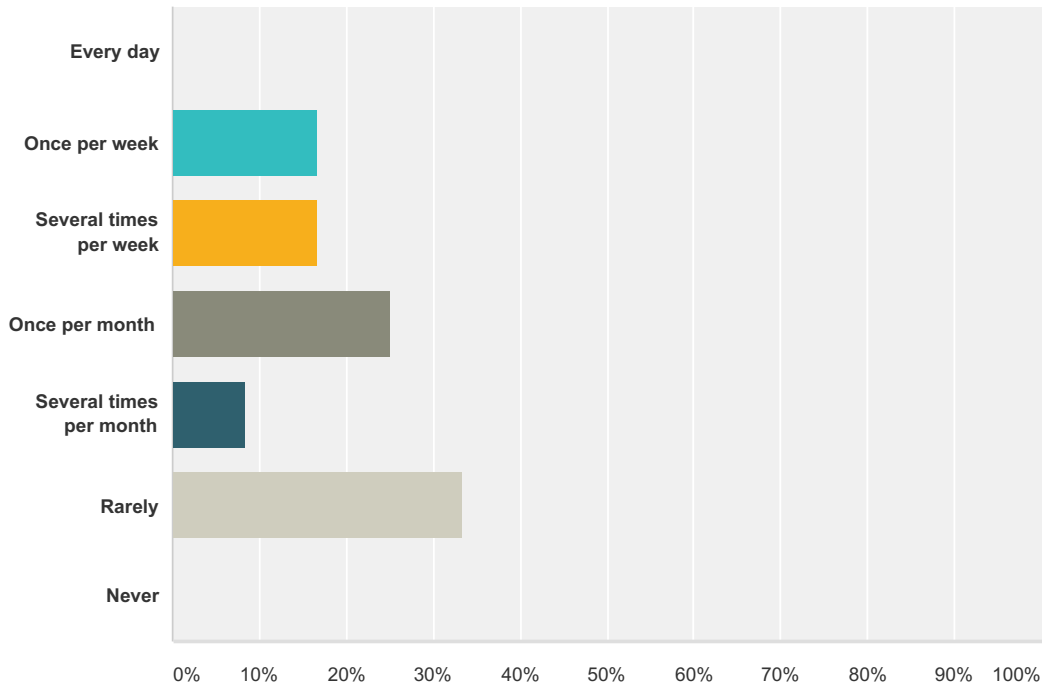
Answer Choices	Responses
Show/Hide all Connection points	75.00% 9
Show/Hide all Balancing zones	33.33% 4
Show/Hide Projected Points	50.00% 6
Show/Hide Connection Type	58.33% 7
Show/Hide EU Crossing	33.33% 4
Show/Hide Connected Infrastructure Type	50.00% 6
Show/Hide TSO	58.33% 7
Show/Hide Balancing zone	58.33% 7
Show/Hide Country	25.00% 3

## ENTSOG TP Satisfaction Survey

Show/Hide CAM Relevant Points	33.33%	4
I do not use the TP Map filtering options	8.33%	1
<b>Total Respondents: 12</b>		

### Q14 How often do you use these filtering options?

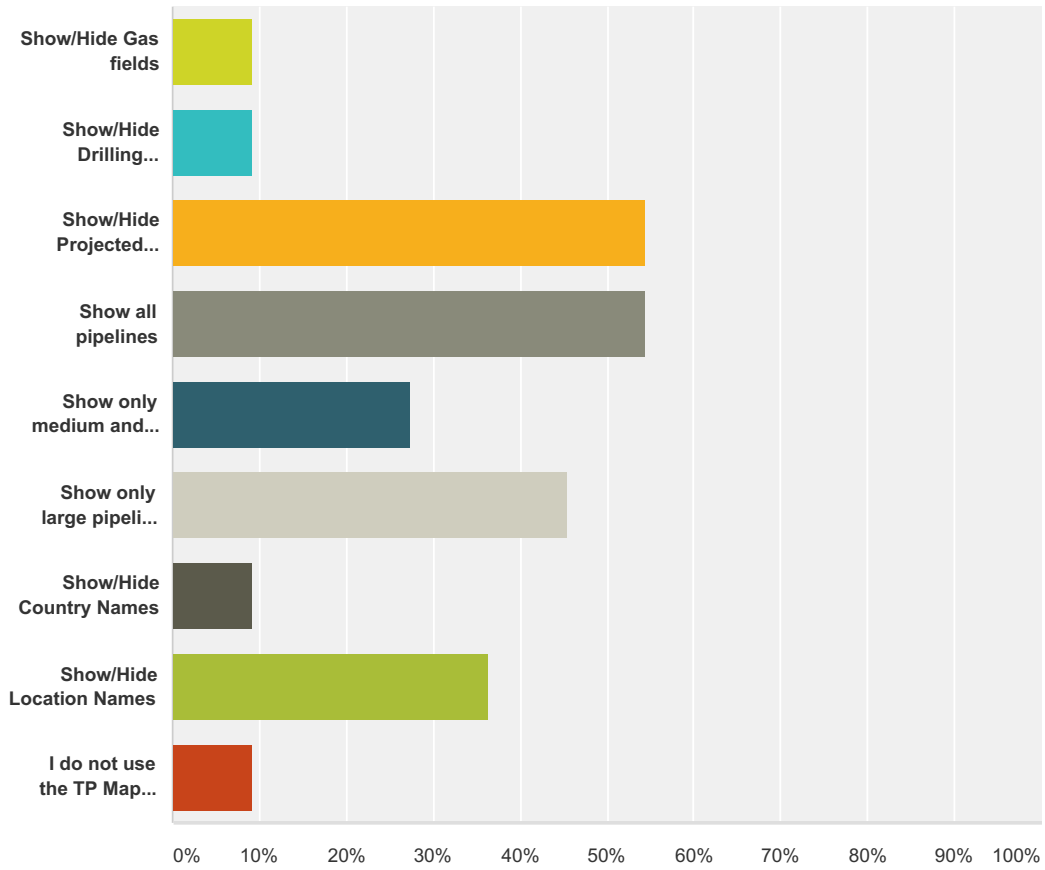
Answered: 12 Skipped: 4



Answer Choices	Responses
Every day	0.00% 0
Once per week	16.67% 2
Several times per week	16.67% 2
Once per month	25.00% 3
Several times per month	8.33% 1
Rarely	33.33% 4
Never	0.00% 0
<b>Total</b>	<b>12</b>

### Q15 Which display settings are you using most frequently?

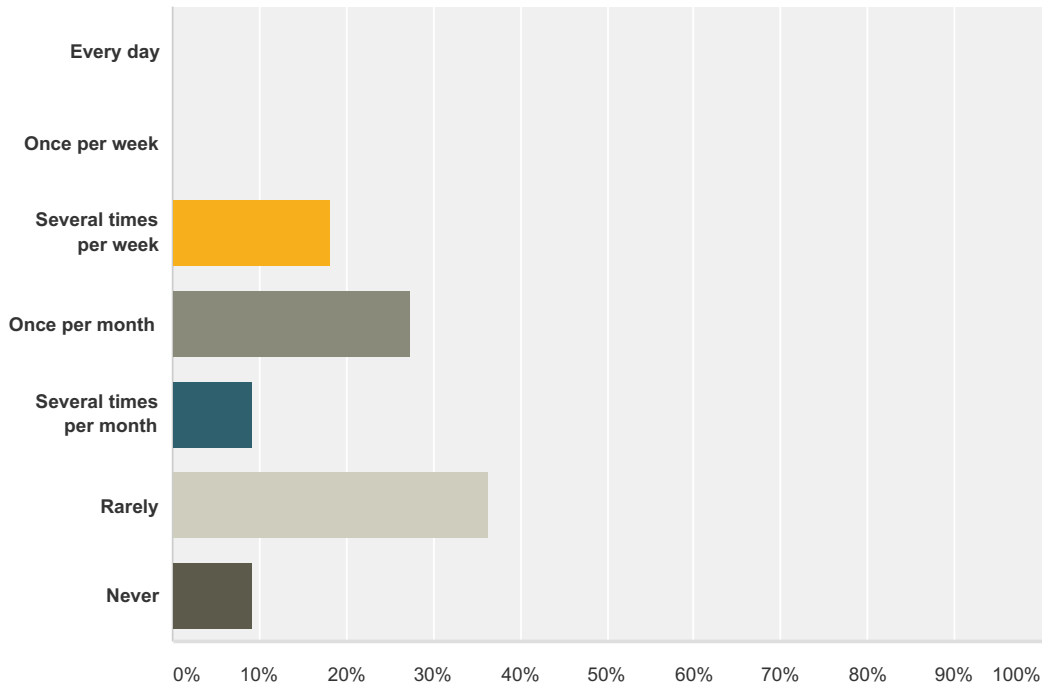
Answered: 11 Skipped: 5



Answer Choices	Responses
Show/Hide Gas fields	9.09% 1
Show/Hide Drilling platforms	9.09% 1
Show/Hide Projected points and pipelines	54.55% 6
Show all pipelines	54.55% 6
Show only medium and large pipelines (>600 mm)	27.27% 3
Show only large pipelines (>900 mm)	45.45% 5
Show/Hide Country Names	9.09% 1
Show/Hide Location Names	36.36% 4
I do not use the TP Map display settings	9.09% 1
<b>Total Respondents: 11</b>	

### Q16 How often do you use these display settings?

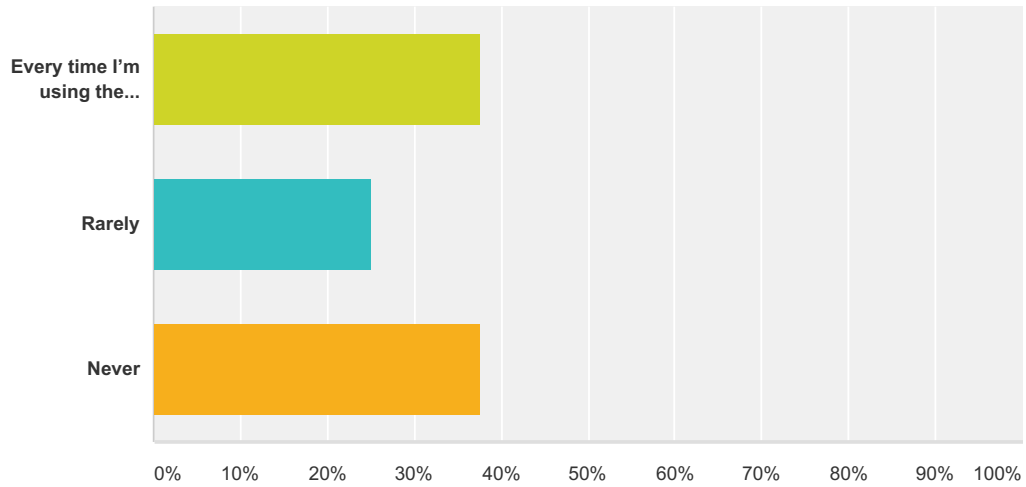
Answered: 11 Skipped: 5



Answer Choices	Responses
Every day	0.00% 0
Once per week	0.00% 0
Several times per week	18.18% 2
Once per month	27.27% 3
Several times per month	9.09% 1
Rarely	36.36% 4
Never	9.09% 1
<b>Total</b>	<b>11</b>

### Q17 How often do you use the Recently Viewed Items functionality?

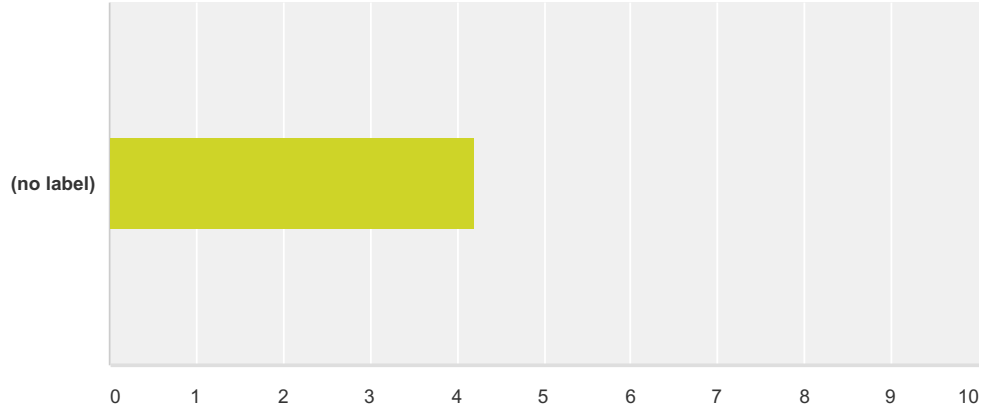
Answered: 16 Skipped: 0



Answer Choices	Responses
Every time I'm using the ENTSOG TP	37.50% 6
Rarely	25.00% 4
Never	37.50% 6
<b>Total</b>	<b>16</b>

**Q18 How do you evaluate the usefulness of the Recently Viewed Items functionality?  
(rate 1 - 5; 5 being very useful)**

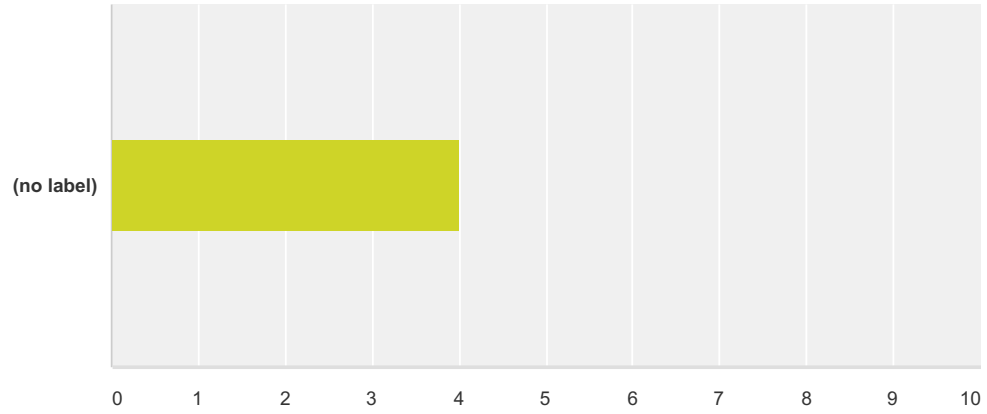
Answered: 10 Skipped: 6



	1	2	3	4	5	Total	Weighted Average
(no label)	10.00% 1	0.00% 0	0.00% 0	40.00% 4	50.00% 5	10	4.20

**Q19 How do you evaluate the user-friendliness of the Recently Viewed Items functionality? (rate 1 - 5; 5 being very user-friendly)**

Answered: 10 Skipped: 6

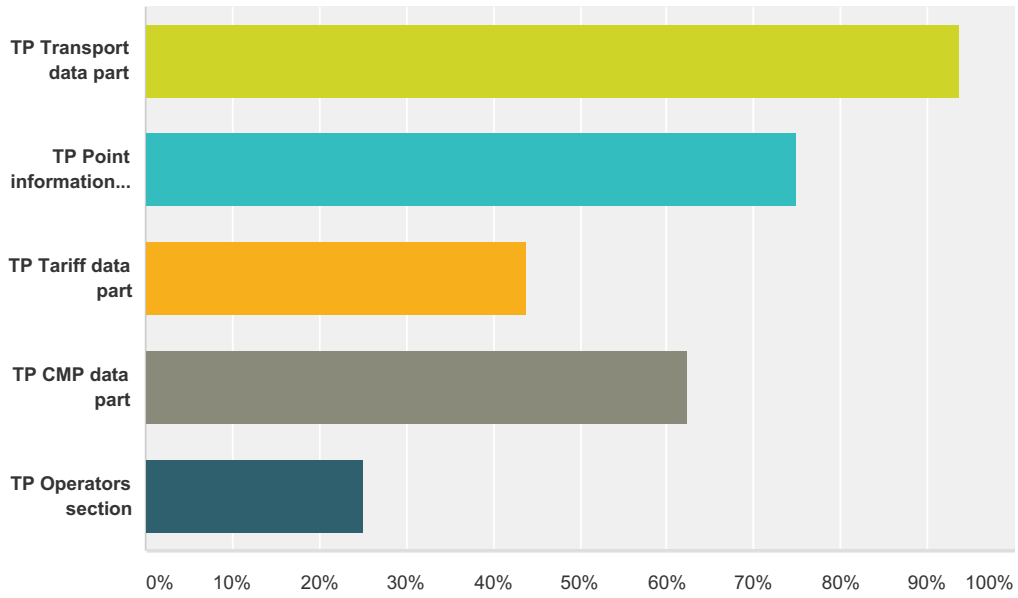


	1	2	3	4	5	Total	Weighted Average
(no label)	10.00% 1	0.00% 0	10.00% 1	40.00% 4	40.00% 4	10	4.00



### Q21 Which sub-section of the TP Data part are you using?

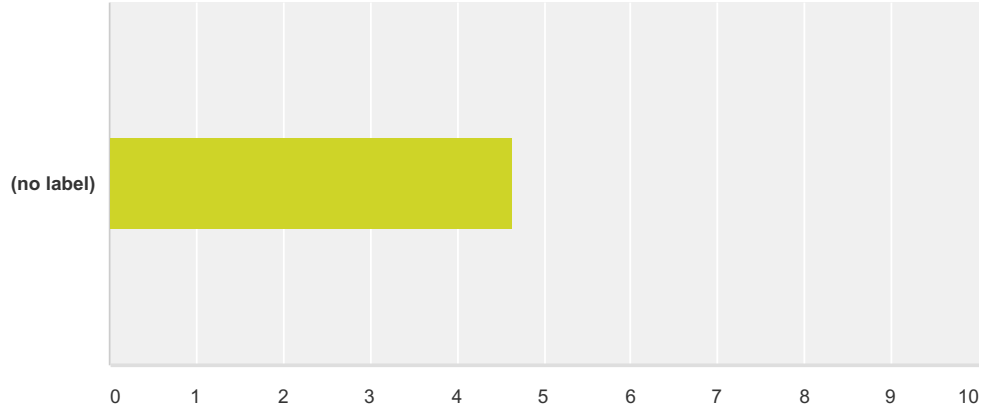
Answered: 16 Skipped: 0



Answer Choices	Responses
TP Transport data part	93.75% 15
TP Point information part	75.00% 12
TP Tariff data part	43.75% 7
TP CMP data part	62.50% 10
TP Operators section	25.00% 4
<b>Total Respondents: 16</b>	

**Q22 How do you evaluate the usefulness of the TP Data part as a whole? (rate 1 - 5; 5 being very useful)**

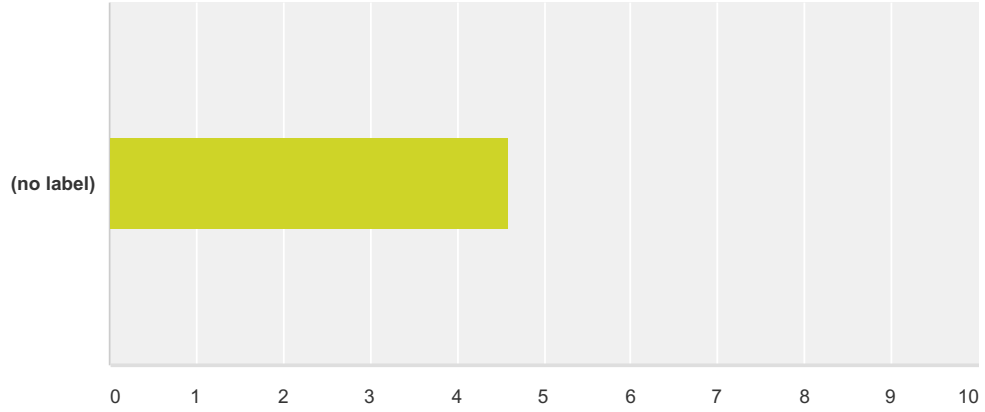
Answered: 16 Skipped: 0



	1	2	3	4	5	I don't know this functionality or I don't use it	Total	Weighted Average
(no label)	0.00% 0	0.00% 0	12.50% 2	12.50% 2	75.00% 12	0.00% 0	16	4.63

**Q23 How do you evaluate the usefulness of the TP Transport data part? (rate 1 - 5; 5 being very useful)**

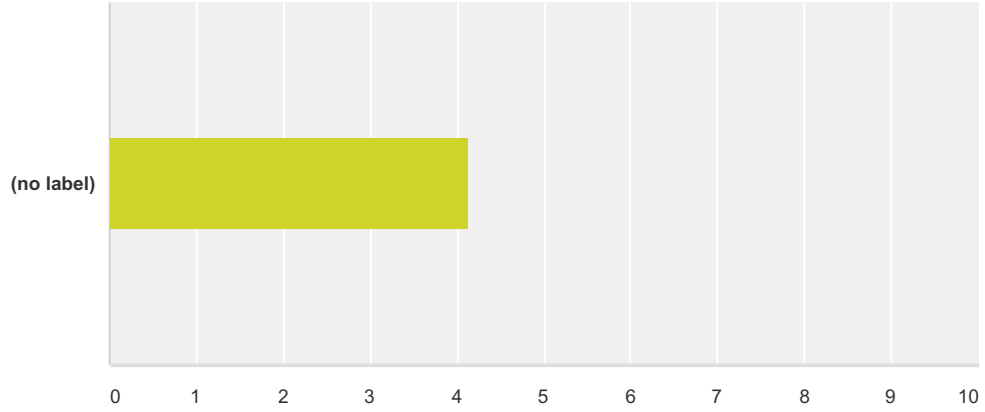
Answered: 15 Skipped: 1



	1	2	3	4	5	I don't know this functionality or I don't use it	Total	Weighted Average
(no label)	0.00% 0	0.00% 0	6.67% 1	26.67% 4	66.67% 10	0.00% 0	15	4.60

**Q24 How do you evaluate the usefulness of the TP Point information data part? (rate 1 - 5; 5 being very useful)**

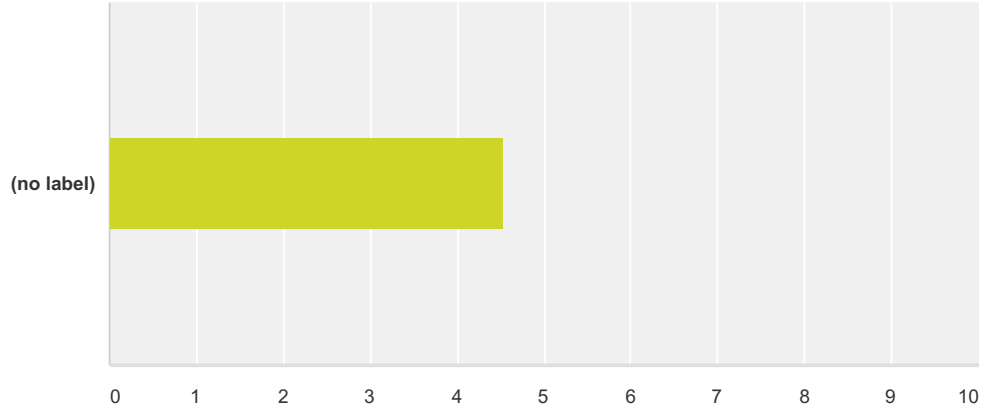
Answered: 16 Skipped: 0



	1	2	3	4	5	I don't know this functionality or I don't use it	Total	Weighted Average
(no label)	0.00% 0	6.25% 1	12.50% 2	31.25% 5	37.50% 6	12.50% 2	16	4.14

**Q25 How do you evaluate the usefulness of the TP Data Chart part? (rate 1 - 5; 5 being very useful)**

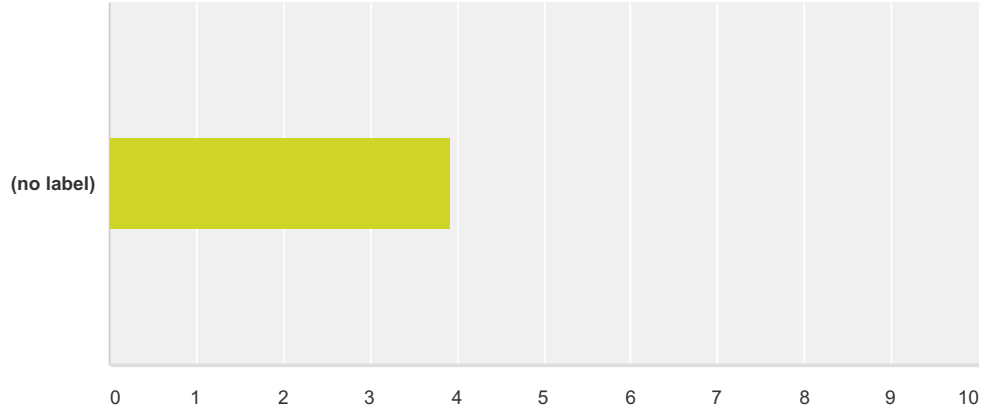
Answered: 16 Skipped: 0



	1	2	3	4	5	I don't know this functionality or I don't use it	Total	Weighted Average
(no label)	0.00% 0	0.00% 0	6.25% 1	25.00% 4	50.00% 8	18.75% 3	16	4.54

**Q26 How do you evaluate the usefulness of the TP CMP data part? (rate 1 - 5; 5 being very useful)**

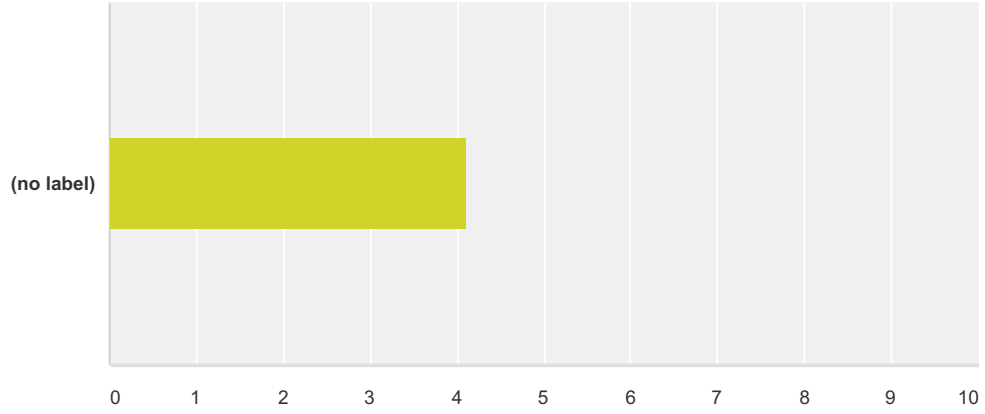
Answered: 14 Skipped: 2



	1	2	3	4	5	I don't know this functionality or I don't use it	Total	Weighted Average
(no label)	0.00% 0	7.14% 1	21.43% 3	28.57% 4	28.57% 4	14.29% 2	14	3.92

**Q27 How do you evaluate the usefulness of the TP Operators section? (rate 1 - 5; 5 being very useful)**

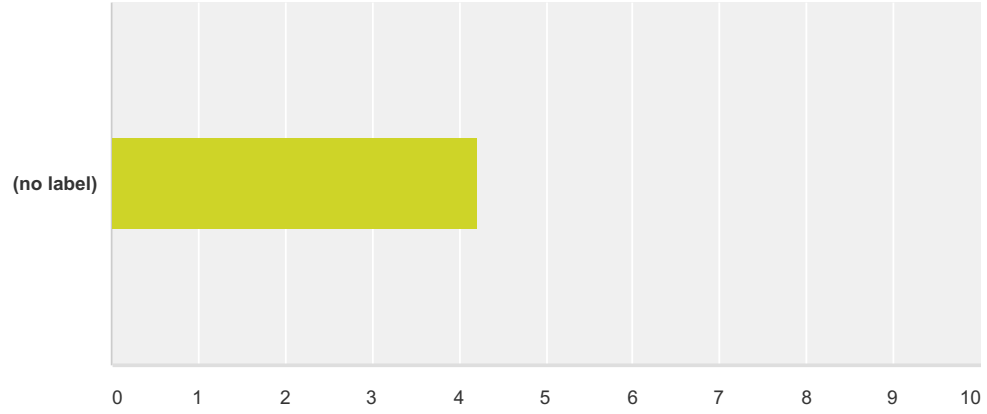
Answered: 14 Skipped: 2



	1	2	3	4	5	I don't know this functionality or I don't use it	Total	Weighted Average
(no label)	0.00% 0	0.00% 0	21.43% 3	14.29% 2	28.57% 4	35.71% 5	14	4.11

**Q28 How do you evaluate the user-friendliness of the TP Data part? (rate 1 - 5; 5 being very user-friendly)**

Answered: 16 Skipped: 0

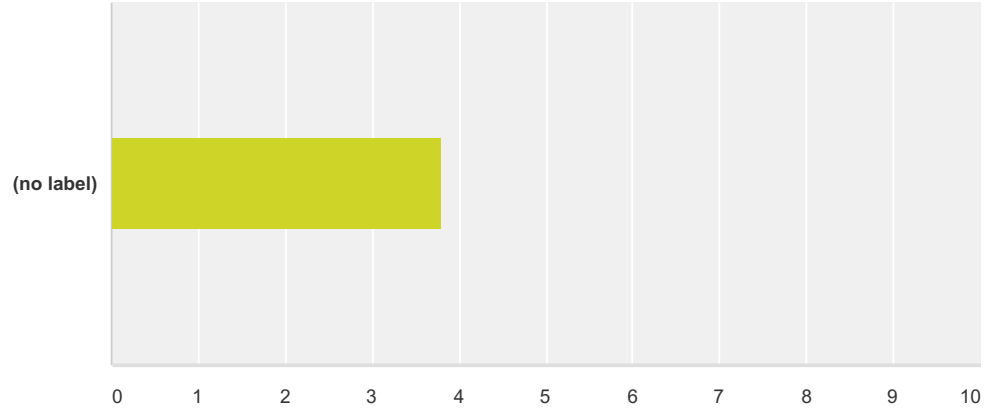


	1	2	3	4	5	I don't know this functionality or I don't use it	Total	Weighted Average
(no label)	0.00% 0	0.00% 0	18.75% 3	31.25% 5	37.50% 6	12.50% 2	16	4.21



**Q30 How do you evaluate the completeness of the data published? (rate 1 - 5; 5 being very satisfied of data completeness)**

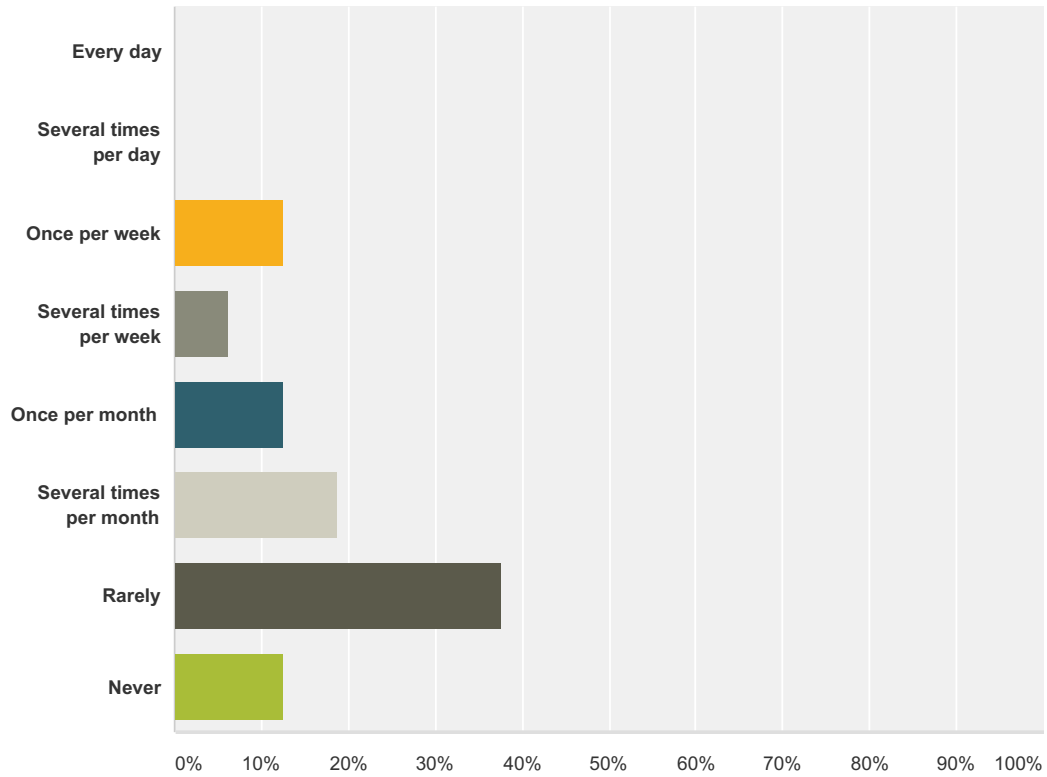
Answered: 16 Skipped: 0



	1	2	3	4	5	Total	Weighted Average
(no label)	0.00% 0	12.50% 2	12.50% 2	56.25% 9	18.75% 3	16	3.81

### Q32 How often do you use these TP Export tools?

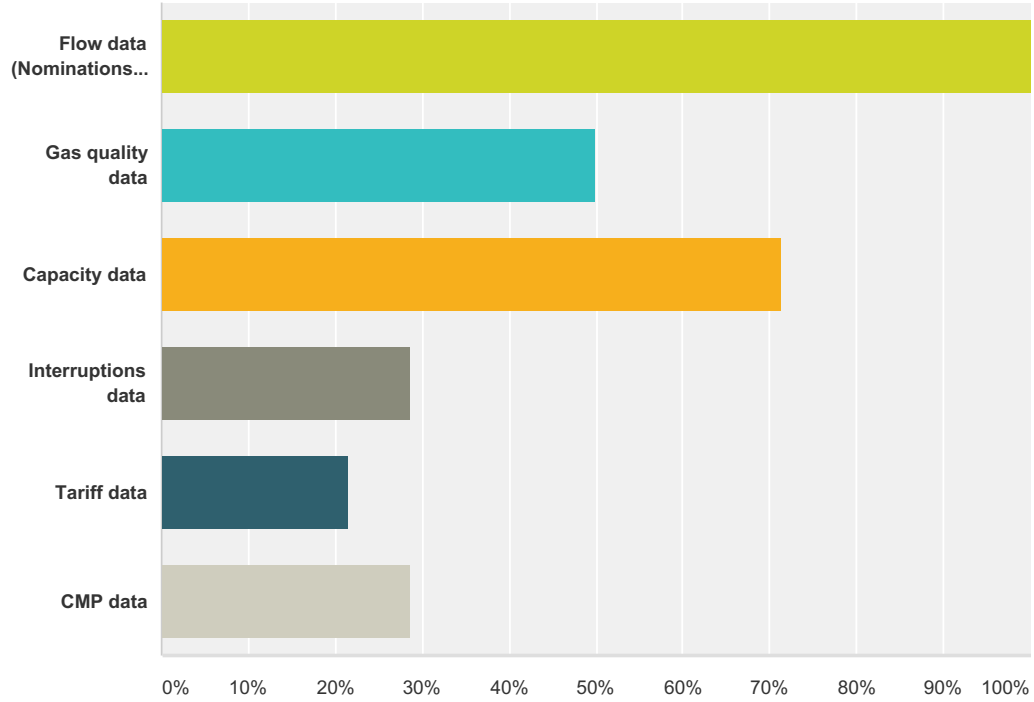
Answered: 16 Skipped: 0



Answer Choices	Responses
Every day	0.00% 0
Several times per day	0.00% 0
Once per week	12.50% 2
Several times per week	6.25% 1
Once per month	12.50% 2
Several times per month	18.75% 3
Rarely	37.50% 6
Never	12.50% 2
<b>Total</b>	<b>16</b>

**Q34 Please select the type of information that you are downloading via TP Export tool:**

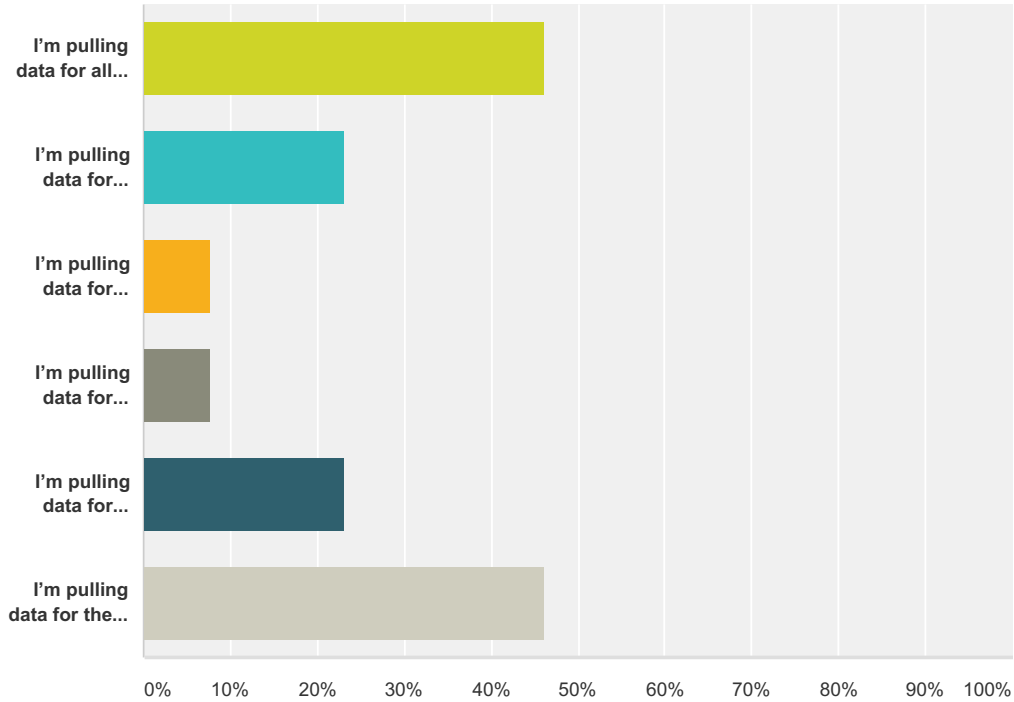
Answered: 14 Skipped: 2



Answer Choices	Responses
Flow data (Nominations, Re-nominations, Allocations, Physical flow)	100.00% 14
Gas quality data	50.00% 7
Capacity data	71.43% 10
Interruptions data	28.57% 4
Tariff data	21.43% 3
CMP data	28.57% 4
<b>Total Respondents: 14</b>	

**Q35 Please indicate the scope of the information that you are obtaining via TP Export tool regarding the TSOs and their region:**

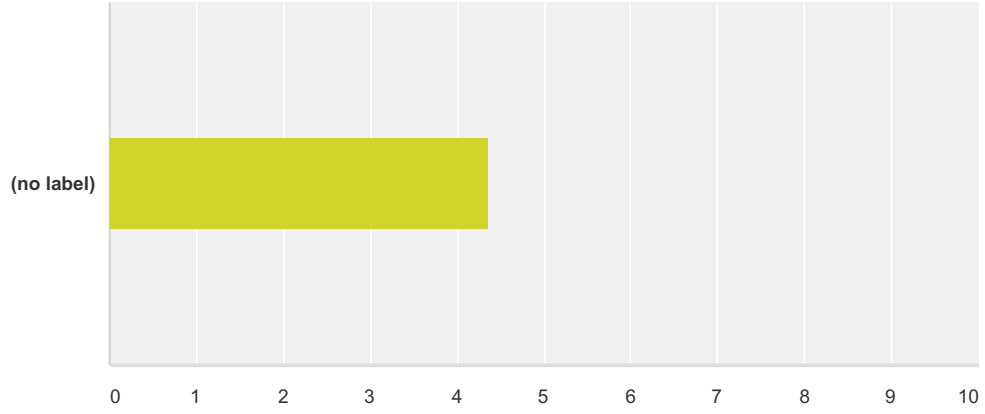
Answered: 13 Skipped: 3



Answer Choices	Responses	Count
I'm pulling data for all EU TSOs	46.15%	6
I'm pulling data for several TSOs from North-West Europe	23.08%	3
I'm pulling data for several TSOs from South-West Europe	7.69%	1
I'm pulling data for several TSOs from Central Europe	7.69%	1
I'm pulling data for several TSOs from South-East Europe	23.08%	3
I'm pulling data for the TSO(s) from a single country (please indicate below)	46.15%	6
<b>Total Respondents: 13</b>		

**Q36 How do you evaluate the usefulness of the TP Export tool? (rate 1 - 5; 5 being very useful)**

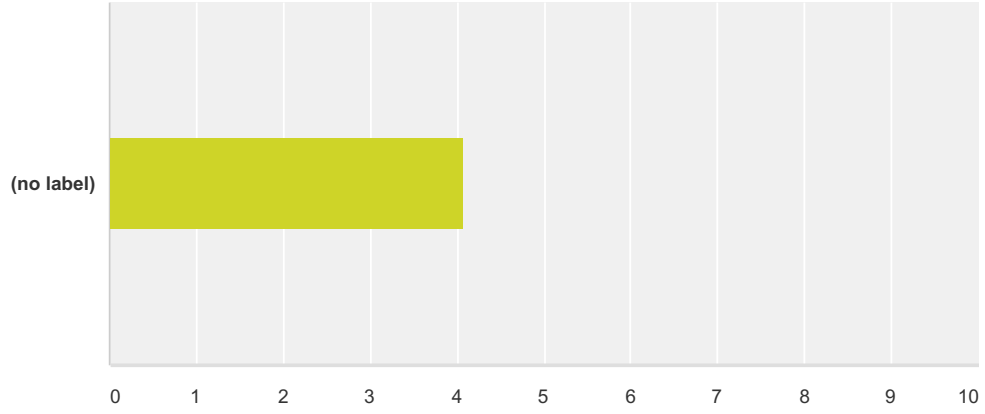
Answered: 14 Skipped: 2



	1	2	3	4	5	Total	Weighted Average
(no label)	0.00% 0	0.00% 0	7.14% 1	50.00% 7	42.86% 6	14	4.36

**Q37 How do you evaluate the user-friendliness of the TP Export tool? (rate 1 - 5; 5 being very user-friendly)**

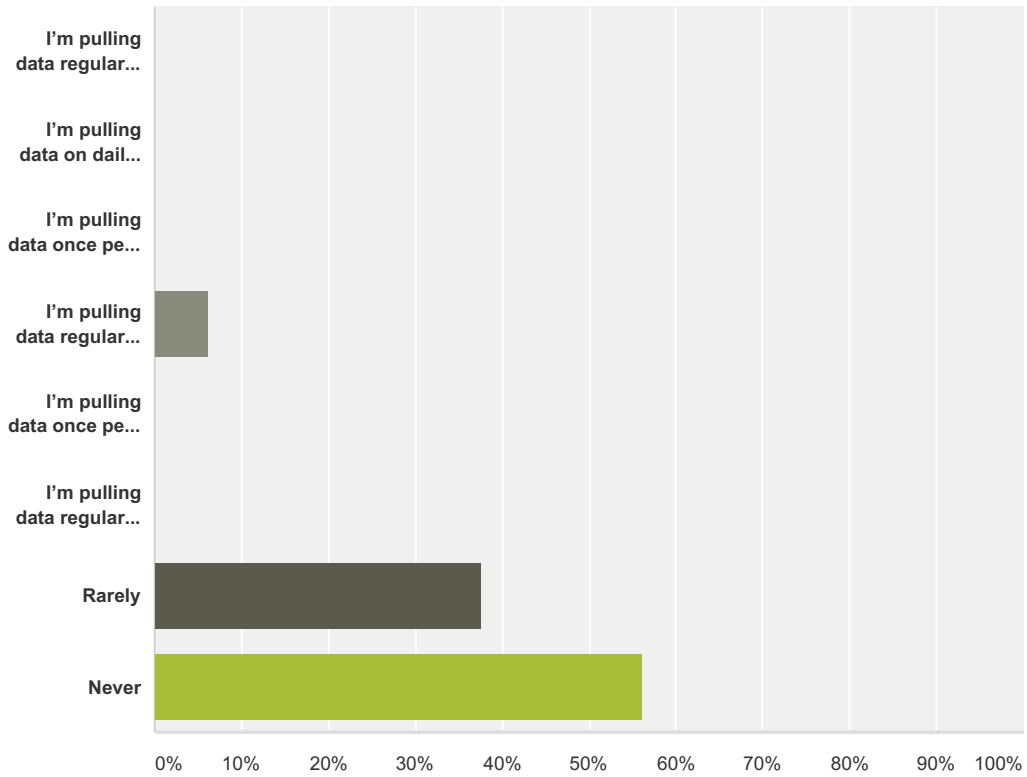
Answered: 14 Skipped: 2



	1	2	3	4	5	Total	Weighted Average
(no label)	0.00% 0	7.14% 1	14.29% 2	42.86% 6	35.71% 5	14	4.07

### Q39 How often do you use the ENTSOG API tool?

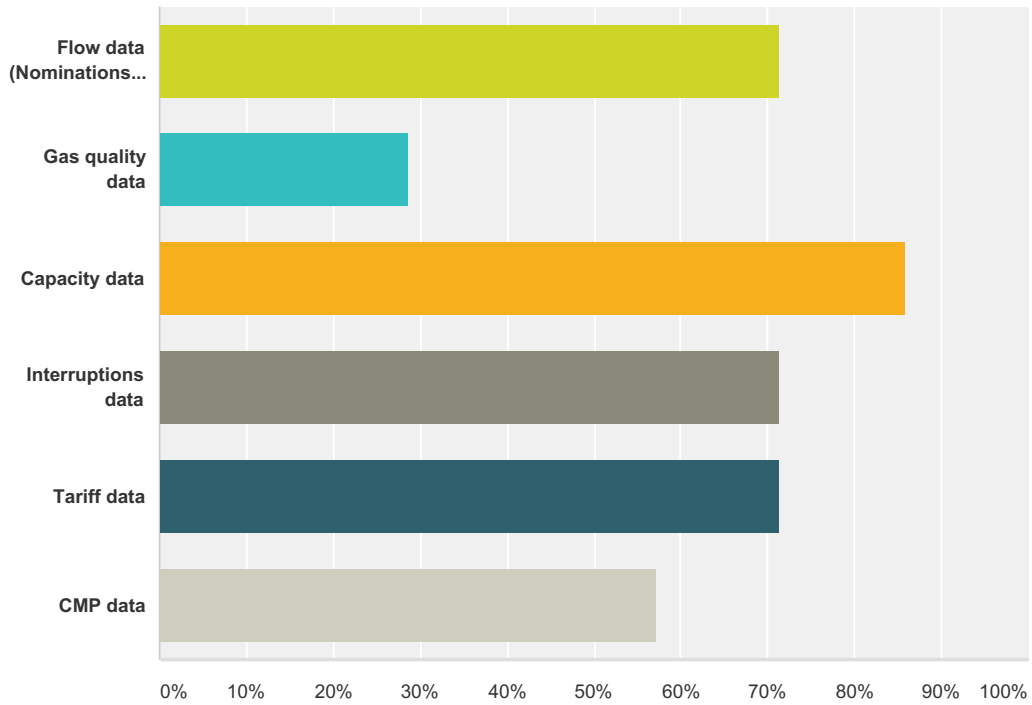
Answered: 16 Skipped: 0



Answer Choices	Responses
I'm pulling data regularly several times per day	0.00% 0
I'm pulling data on daily basis	0.00% 0
I'm pulling data once per week	0.00% 0
I'm pulling data regularly several times per week	6.25% 1
I'm pulling data once per month	0.00% 0
I'm pulling data regularly several times per month	0.00% 0
Rarely	37.50% 6
Never	56.25% 9
<b>Total</b>	<b>16</b>

**Q41 Please select the type of information that you are downloading via TP API tool:**

Answered: 7 Skipped: 9

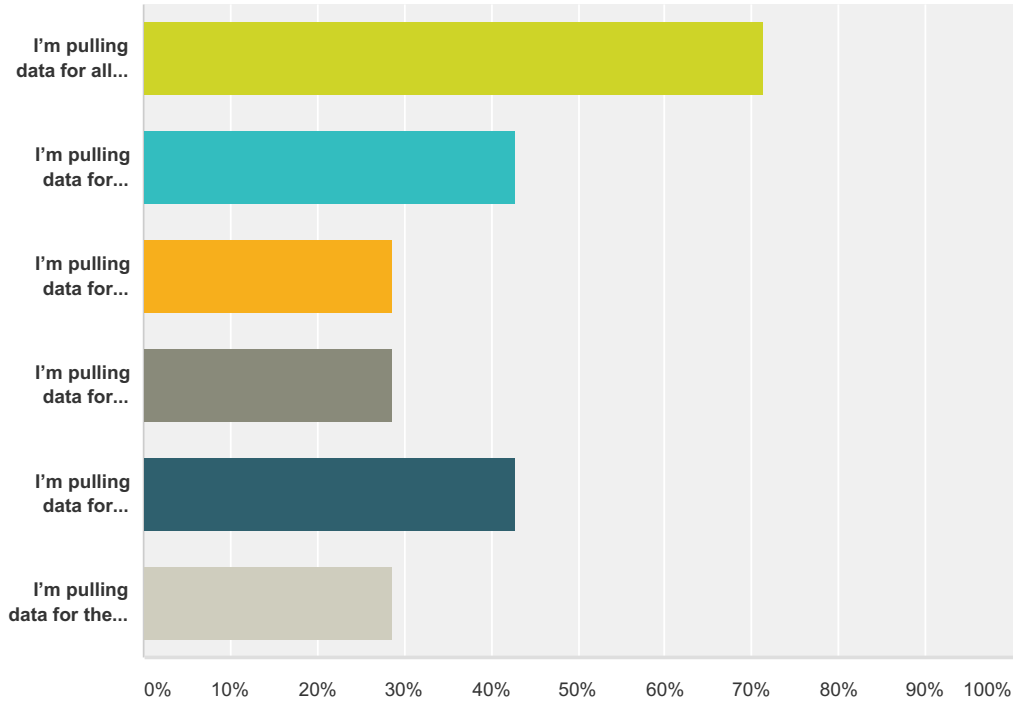


Answer Choices	Responses
Flow data (Nominations, Re-nominations, Allocations, Physical flow)	71.43% 5
Gas quality data	28.57% 2
Capacity data	85.71% 6
Interruptions data	71.43% 5
Tariff data	71.43% 5
CMP data	57.14% 4
<b>Total Respondents: 7</b>	



**Q42 Please indicate the scope of the information that you are obtaining via TP API tool regarding the TSOs and their region:**

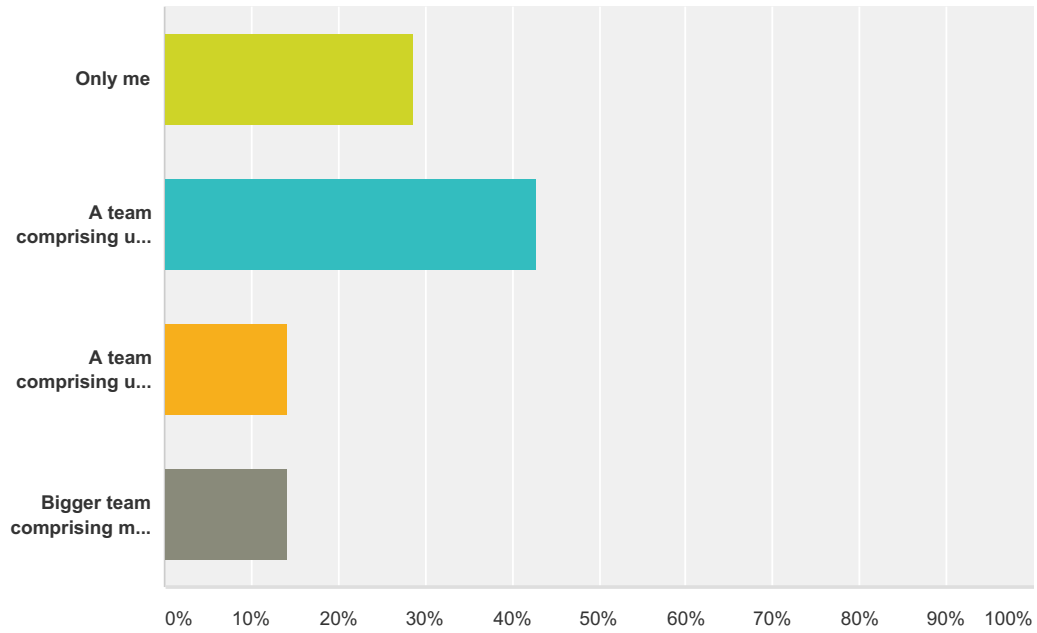
Answered: 7 Skipped: 9



Answer Choices	Responses
I'm pulling data for all EU TSOs	71.43% 5
I'm pulling data for several TSOs from North-West Europe	42.86% 3
I'm pulling data for several TSOs from South-West Europe	28.57% 2
I'm pulling data for several TSOs from Central Europe	28.57% 2
I'm pulling data for several TSOs from South-East Europe	42.86% 3
I'm pulling data for the TSO(s) from a single country (please indicate below)	28.57% 2
<b>Total Respondents: 7</b>	

### Q43 How many people are using the data obtained automatically via the TP API tool?

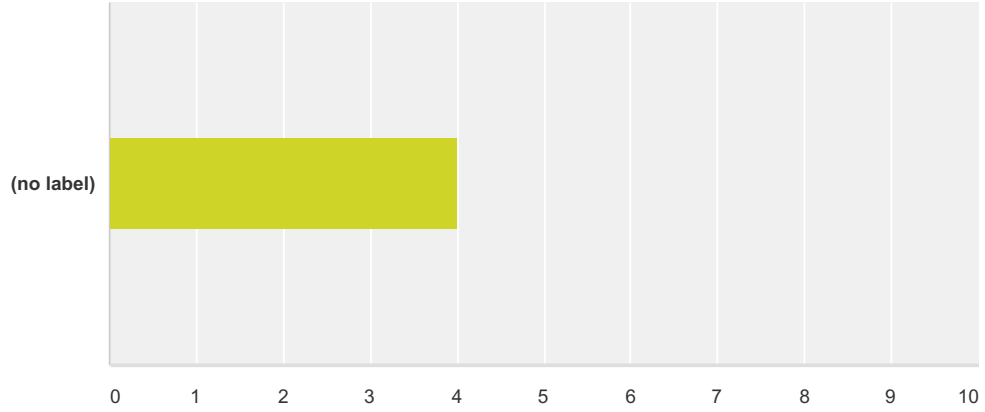
Answered: 7 Skipped: 9



Answer Choices	Responses
Only me	28.57% 2
A team comprising up to 5 people	42.86% 3
A team comprising up to 15 people	14.29% 1
Bigger team comprising more than 20 people	14.29% 1
<b>Total</b>	<b>7</b>

**Q44 How do you evaluate the usefulness of the automatic download tool? (rate 1 - 5; 5 being very useful)**

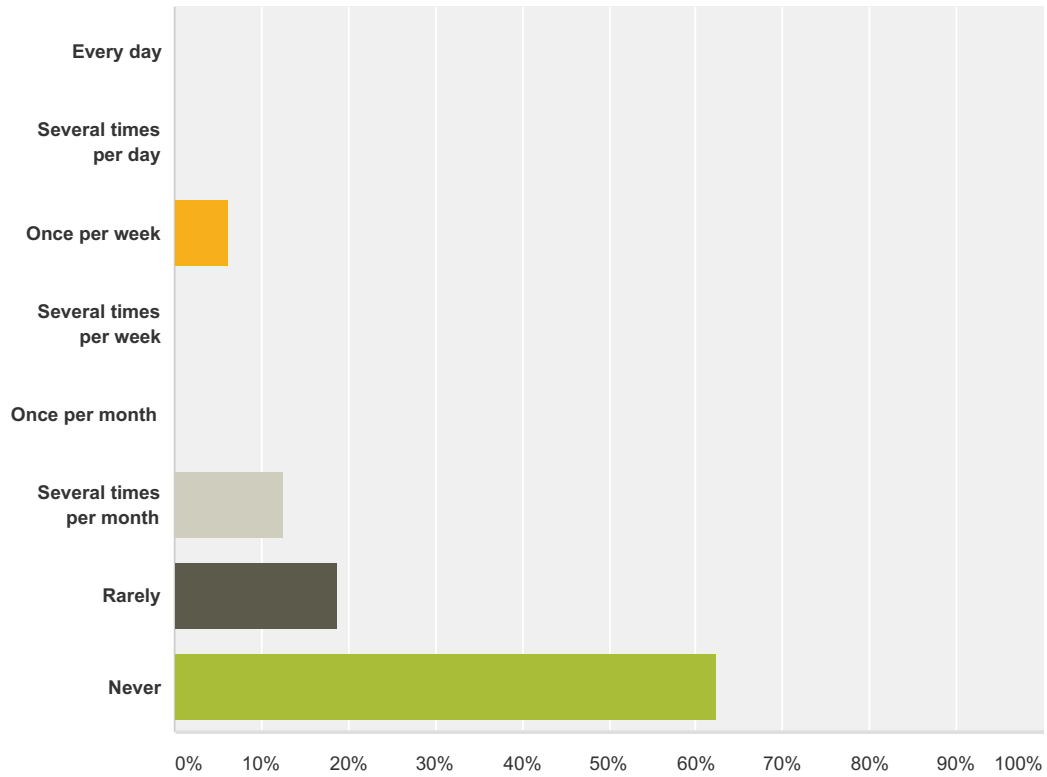
Answered: 7 Skipped: 9



	1	2	3	4	5	Total	Weighted Average
(no label)	0.00% 0	14.29% 1	28.57% 2	0.00% 0	57.14% 4	7	4.00

### Q45 How often do you use the TP UMMs section?

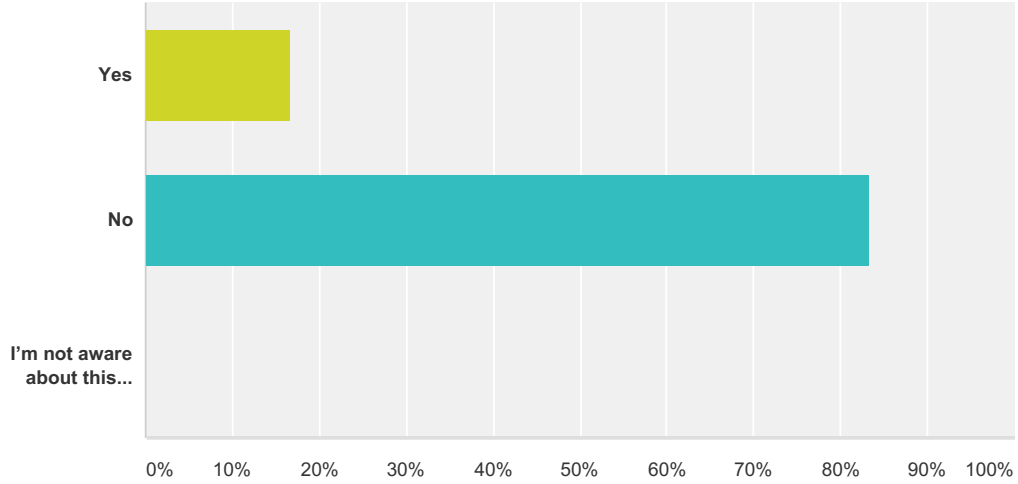
Answered: 16 Skipped: 0



Answer Choices	Responses
Every day	0.00% 0
Several times per day	0.00% 0
Once per week	6.25% 1
Several times per week	0.00% 0
Once per month	0.00% 0
Several times per month	12.50% 2
Rarely	18.75% 3
Never	62.50% 10
<b>Total</b>	<b>16</b>

### Q46 Are you subscribed for RSS notifications for publication and updates of the UMM data?

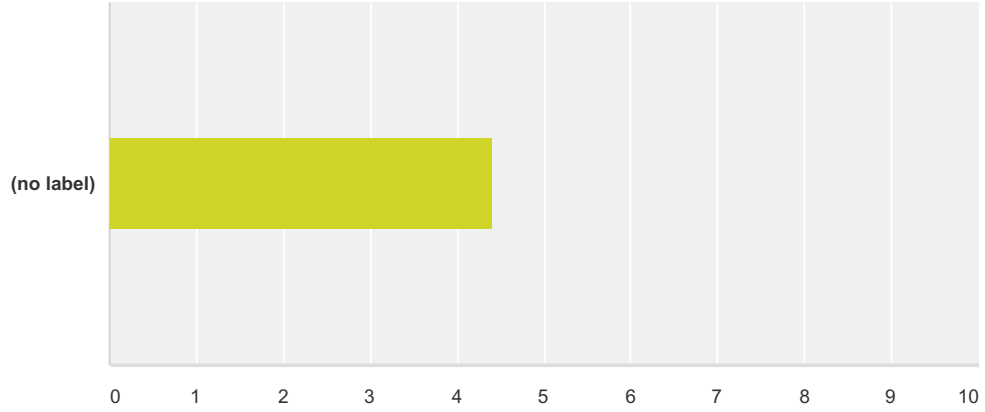
Answered: 6 Skipped: 10



Answer Choices	Responses	
Yes	16.67%	1
No	83.33%	5
I'm not aware about this possibility	0.00%	0
<b>Total</b>		<b>6</b>

**Q47 How do you evaluate the usefulness of the functionality for Urgent Market Messages (UMM) publication? (rate 1 - 5; 5 being very useful)**

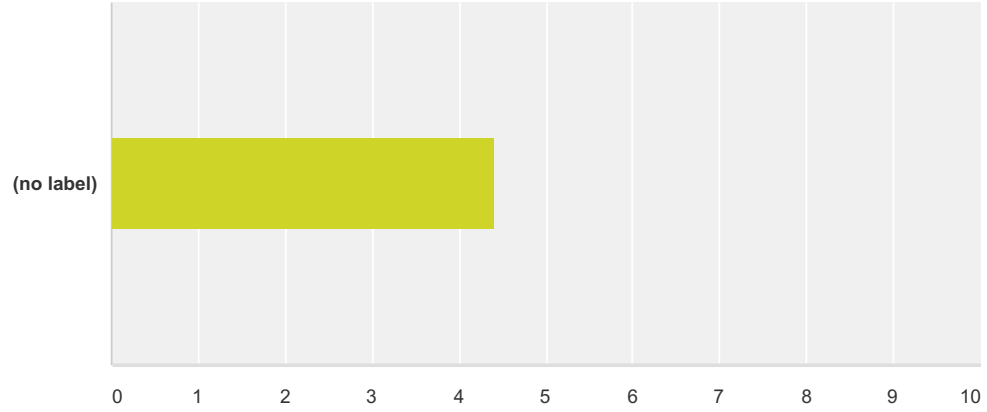
Answered: 5 Skipped: 11



	1	2	3	4	5	Total	Weighted Average
(no label)	0.00% 0	0.00% 0	20.00% 1	20.00% 1	60.00% 3	5	4.40

**Q48 How do you evaluate the user-friendliness of the functionality for Urgent Market Messages (UMM) publication? (rate 1 - 5; 5 being very user-friendly)**

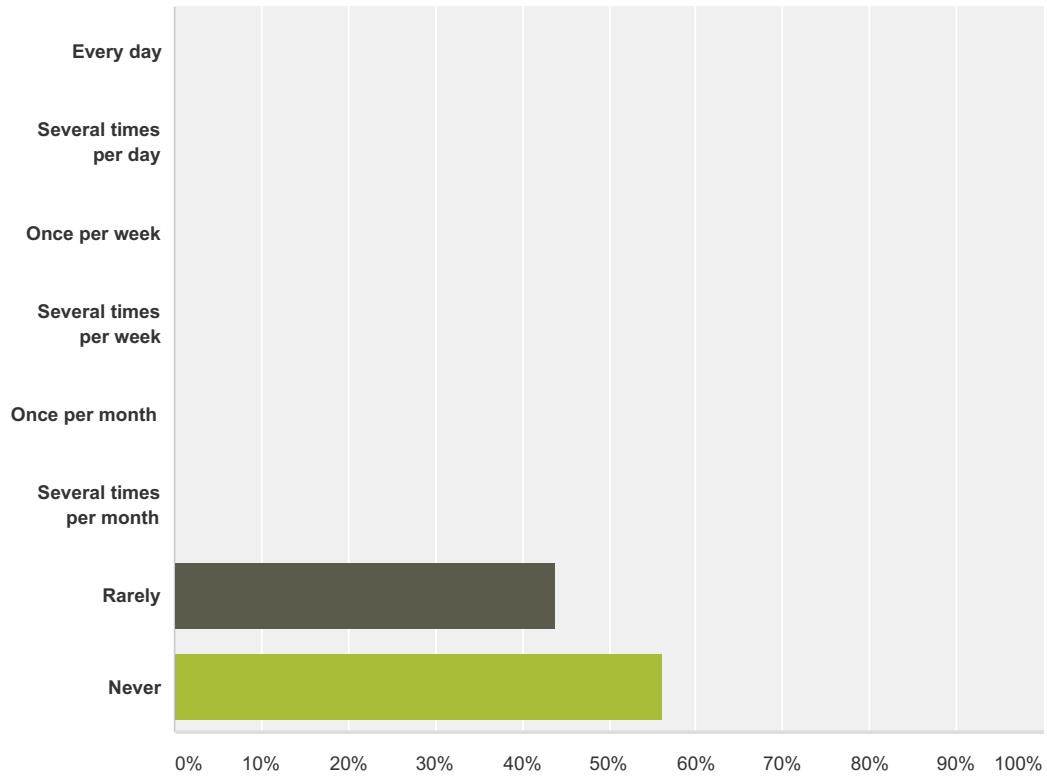
Answered: 5 Skipped: 11



	1	2	3	4	5	Total	Weighted Average
(no label)	0.00% 0	0.00% 0	20.00% 1	20.00% 1	60.00% 3	5	4.40

### Q50 How often do you use the TP Calendar section?

Answered: 16 Skipped: 0

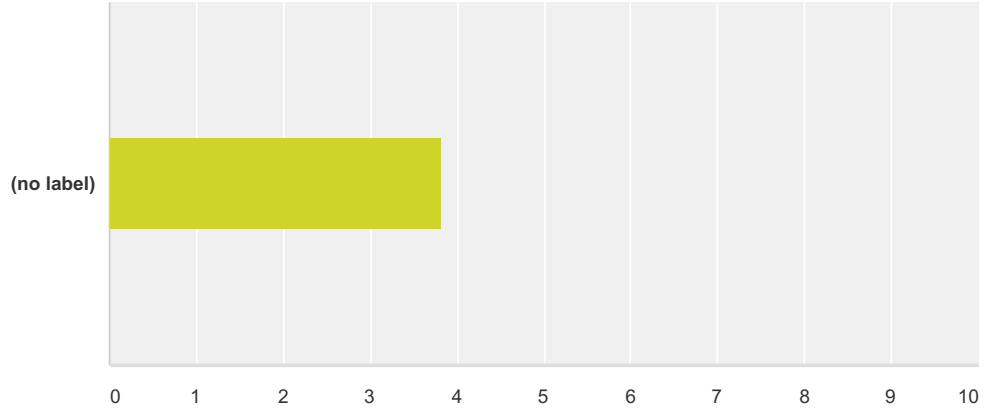


Answer Choices	Responses
Every day	0.00% 0
Several times per day	0.00% 0
Once per week	0.00% 0
Several times per week	0.00% 0
Once per month	0.00% 0
Several times per month	0.00% 0
Rarely	43.75% 7
Never	56.25% 9
<b>Total</b>	<b>16</b>



**Q52 How do you evaluate the usefulness of the Calendar section? (rate 1 - 5; 5 being very useful)**

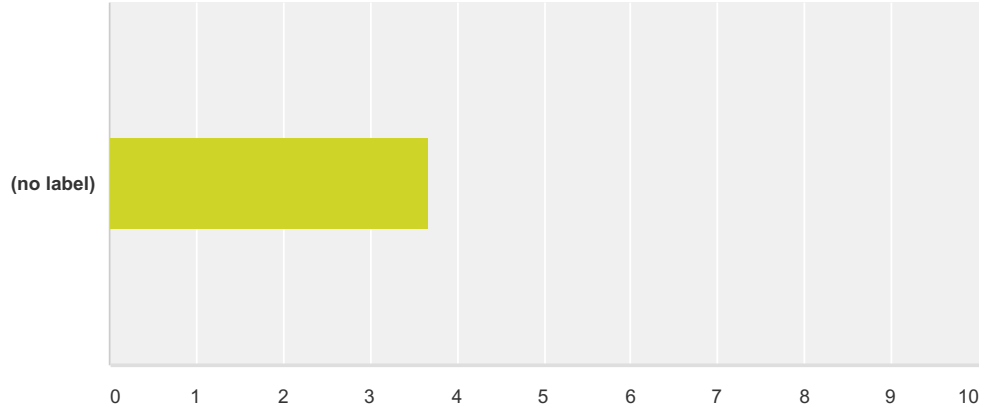
Answered: 6 Skipped: 10



	1	2	3	4	5	Total	Weighted Average
(no label)	0.00% 0	16.67% 1	16.67% 1	33.33% 2	33.33% 2	6	3.83

**Q53 How do you evaluate the user-friendliness of the Calendar section? (rate 1 - 5; 5 being very user-friendly)**

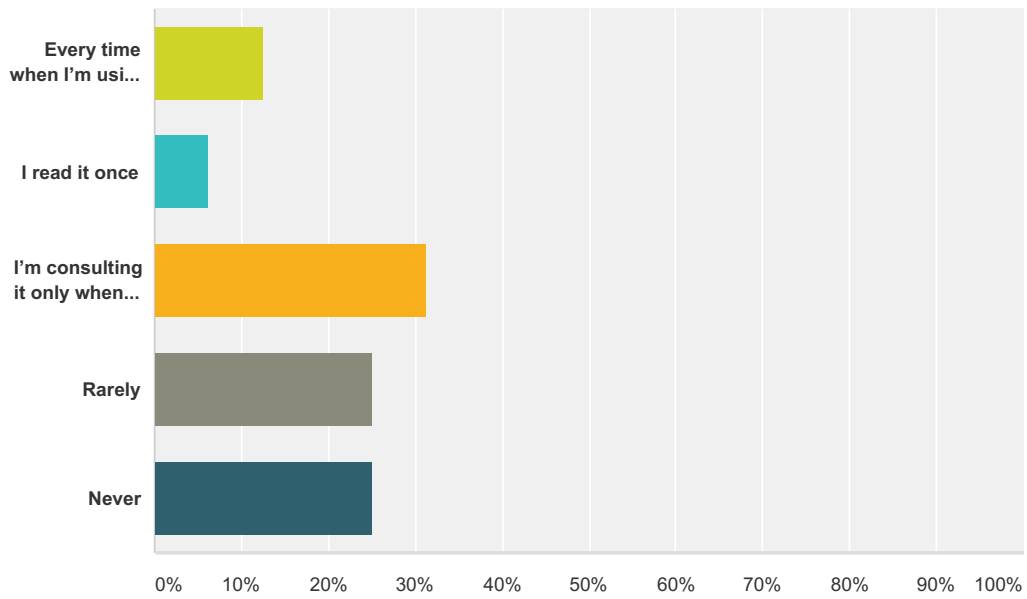
Answered: 6 Skipped: 10



	1	2	3	4	5	Total	Weighted Average
(no label)	16.67% 1	0.00% 0	16.67% 1	33.33% 2	33.33% 2	6	3.67

### Q54 How often do you use TP User manual?

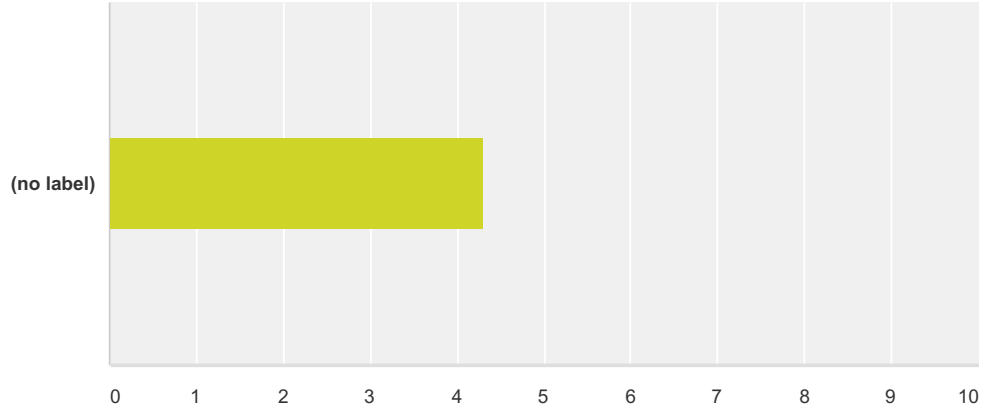
Answered: 16 Skipped: 0



Answer Choices	Responses
Every time when I'm using the ENTSOG TP	12.50% 2
I read it once	6.25% 1
I'm consulting it only when I do not know how to use particular TP functionality or how to obtain particular set of data	31.25% 5
Rarely	25.00% 4
Never	25.00% 4
<b>Total</b>	<b>16</b>

**Q55 How do you evaluate the level of details of the TP user manual? (rate 1 - 5; 5 being the right level of details)**

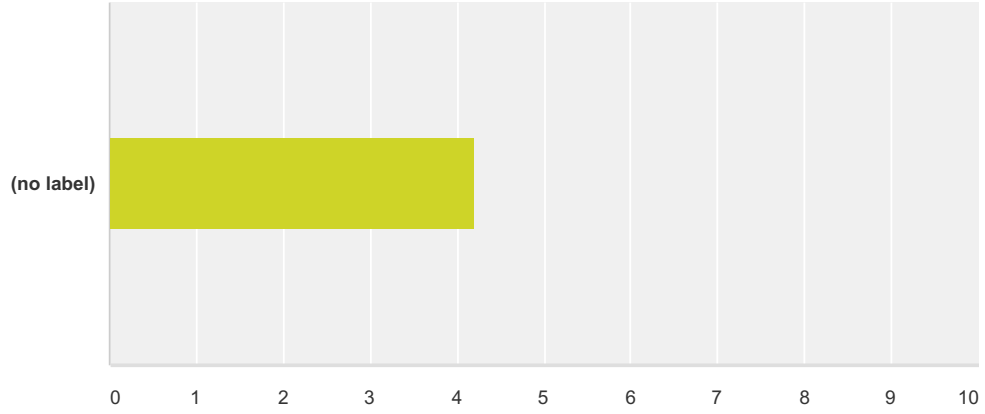
Answered: 10 Skipped: 6



	1	2	3	4	5	Total	Weighted Average
(no label)	0.00% 0	0.00% 0	0.00% 0	70.00% 7	30.00% 3	10	4.30

**Q56 How do you evaluate the comprehensiveness of the TP user manual?  
(rate 1 - 5; 5 being very comprehensive)**

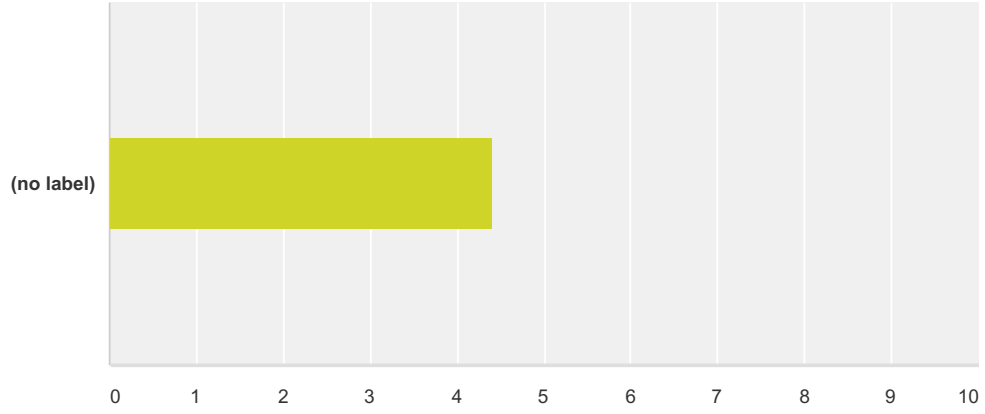
Answered: 10 Skipped: 6



	1	2	3	4	5	Total	Weighted Average
(no label)	0.00% 0	0.00% 0	10.00% 1	60.00% 6	30.00% 3	10	4.20

**Q57 How do you evaluate the usefulness of the TP user manual? (rate 1 - 5; 5 being very useful)**

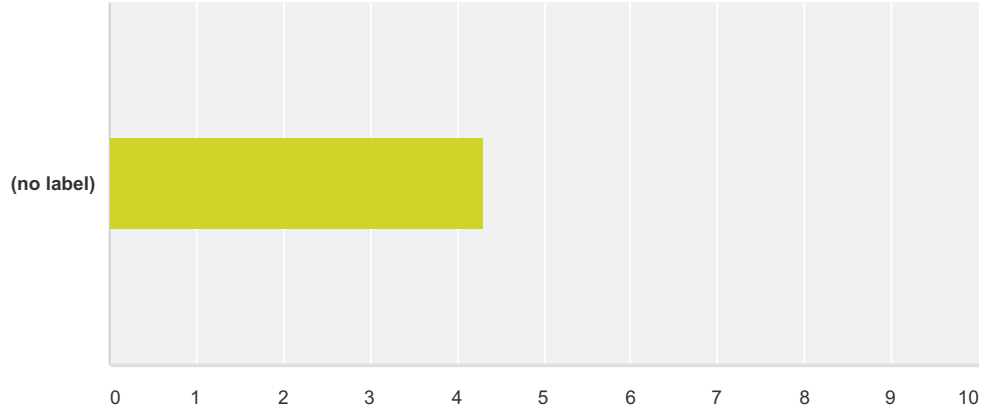
Answered: 10 Skipped: 6



	1	2	3	4	5	Total	Weighted Average
(no label)	0.00% 0	0.00% 0	10.00% 1	40.00% 4	50.00% 5	10	4.40

**Q59 How do you evaluate the general user-friendliness of the ENTSOG TP? (rate 1 - 5; 5 being very user-friendly)**

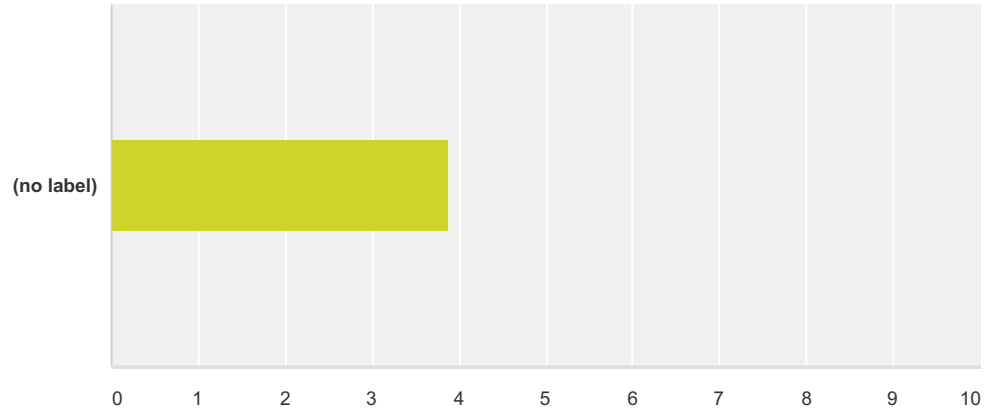
Answered: 16 Skipped: 0



	1	2	3	4	5	Total	Weighted Average
(no label)	0.00% 0	0.00% 0	6.25% 1	56.25% 9	37.50% 6	16	4.31

**Q60 Is the ENTSOG TP well-known in your field of activities or your professional background? (rate 1-5; 1 being unknown, 5 being very well-known)**

Answered: 16 Skipped: 0

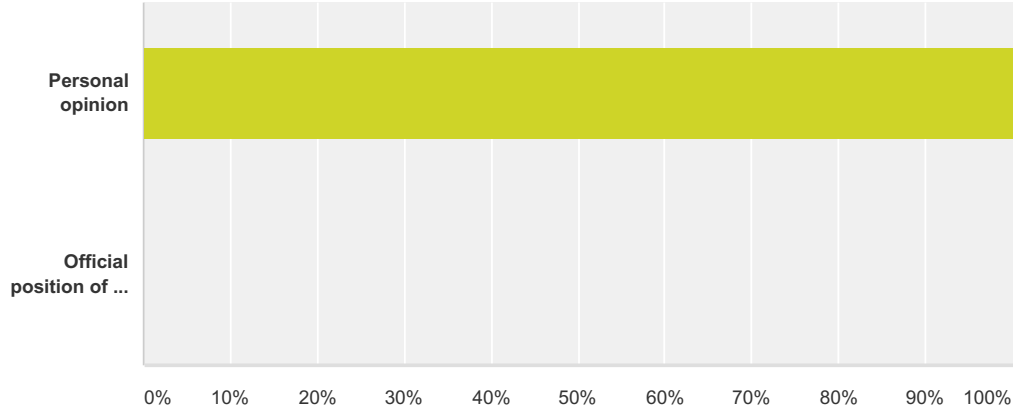


	1	2	3	4	5	Total	Weighted Average
(no label)	0.00% 0	0.00% 0	25.00% 4	62.50% 10	12.50% 2	16	3.88



**Q67 Does the response represent your own personal opinion or is it the official position of your company?**

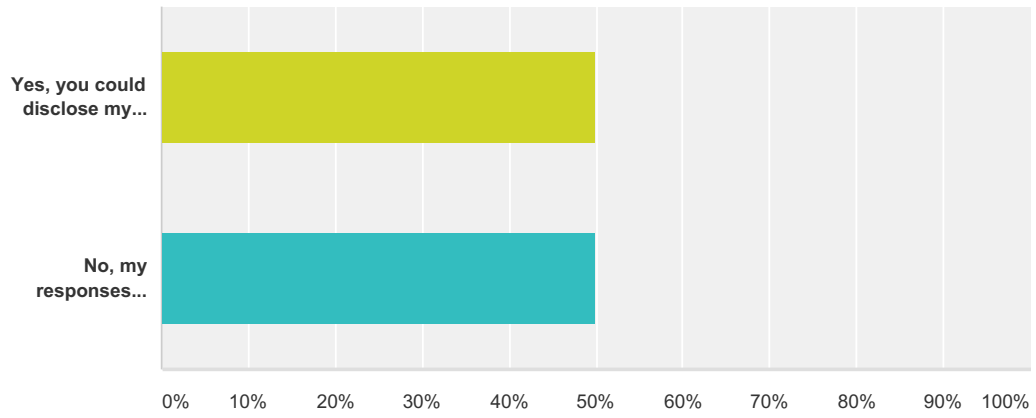
Answered: 16 Skipped: 0



Answer Choices	Responses	
Personal opinion	100.00%	16
Official position of my company	0.00%	0
<b>Total</b>		<b>16</b>

**Q68 Please indicate whether your responses could be disclosed :**

Answered: 16 Skipped: 0



Answer Choices	Responses
Yes, you could disclose my responses	50.00% 8
No, my responses should not be disclosed	50.00% 8
<b>Total</b>	<b>16</b>