



**Demand assessment report
for incremental capacity between
Plinovodi d.o.o. and *Plinacro Ltd.***

– External document for publication –

2021 – 10 – 25

October 2021

This report is a joint assessment of the potential for incremental capacity projects conducted by

Plinovodi d.o.o.

Plinacro Ltd.

Cesta Ljubljanske brigade 11b

Savska cesta 88a

1001 Ljubljana

10000 Zagreb

Slovenia

Croatia

+386 1 5820 700

+ 385 1 6301 777

Info@plinovodi.si

market.plinacro@plinacro.hr



Table of contents

A.	Non-binding Demand indications	4
B.	Demand assessment	6
i.	Historical usage pattern	6
ii.	Results of current annual yearly auction	8
iii.	Relations to GRIPS, TYNDP, NDPs	8
iv.	Expected amount, direction and duration of demand for incremental capacity	9
C.	Conclusion for the (non)-initiation of an incremental capacity project/process	10
D.	Provisional timeline	11
E.	Interim arrangements for the auction of existing capacity on the concerned IP(s)	12
F.	Fees	13
G.	Contact information	14

A. Non-binding Demand indications

Slovenian and Croatian entry-exit systems are connected at IP Rogatec.
Capacity is offered in both directions and is used in the direction from Slovenia to Croatia.

Technical capacity SI>HR:

Technical capacity on the Slovenian side is 68.289 MWh/d
Technical capacity on the Croatian side is 53.700 MWh/d

Technical capacity HR>SI:

Technical capacity on the Croatian side is 7.731 MWh/d
Technical capacity on the Slovenian side is 7.731 MWh/d

The involved TSOs, Plinacro d.o.o. and Plinovodi d.o.o. have not received any non-binding demand indications for firm capacity at the interconnection points between Croatia and Slovenia for future period.

No non-binding demand indications for firm capacity have been used as a basis for demand assessment:

From [entry-exit system name] “EXIT CAPACITY”	To [entry-exit system name] “ENTRY CAPACITY”	Gas year [yyyy/yy]	Amount [Please indicate unit: (kWh/h)/y or (kWh/d)/y]	Request is submitted to other TSOs [yes, TSO] or [no] (detailed information shall be provided below)	Period when Demand Indication was received* [please include the period according to the numbers 1) - 3]]	Additional Information (e.g. type of capacity, if different from bundled firm freely allocable)

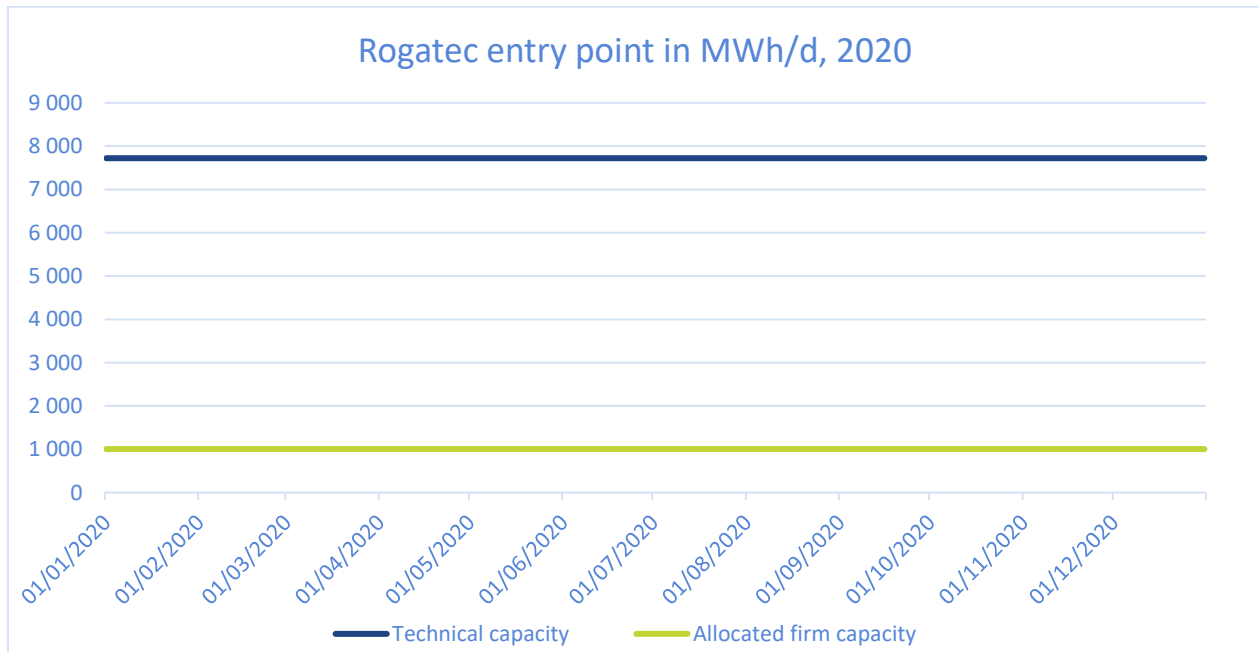
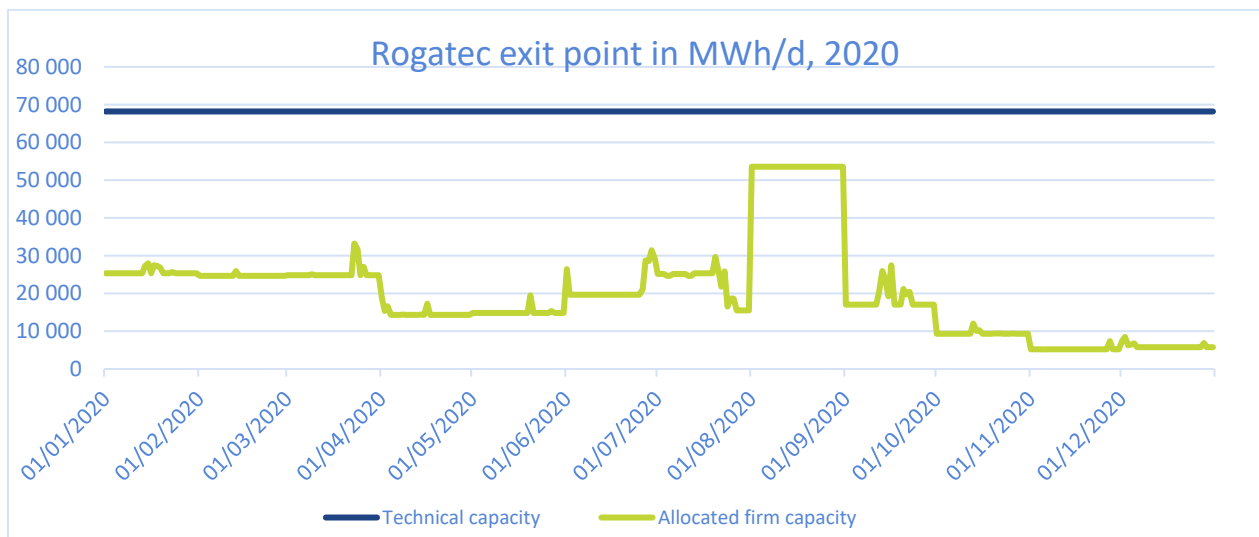
- * The following standardised period shall be used for indicating the receiving date of the demand indication:
- 1) later than eight weeks after the annual yearly capacity auction in the previous incremental capacity cycle, that have not been considered previously;
 - 2) within eight weeks after this year's yearly capacity auction (0 – 8 weeks after yearly auction in year);
 - 3) later than eight weeks after this year's yearly capacity auction, but that will be considered in this incremental capacity cycle (9 – 16 weeks after yearly auction in year).

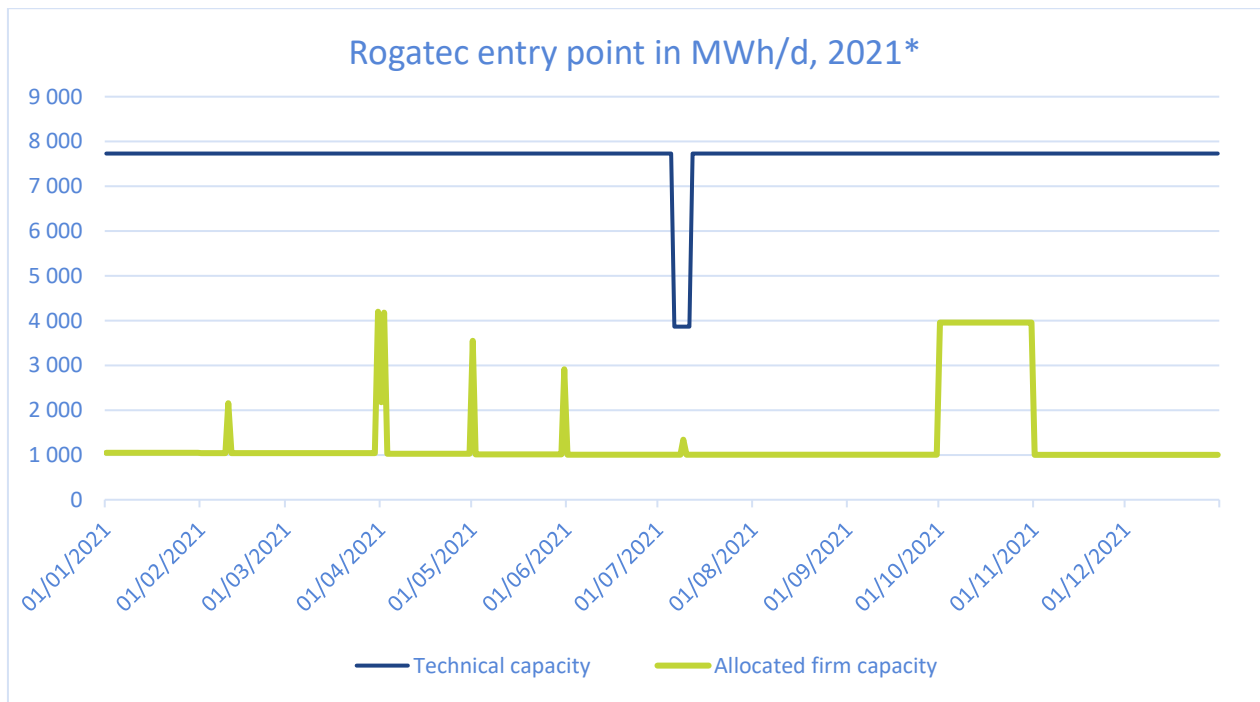
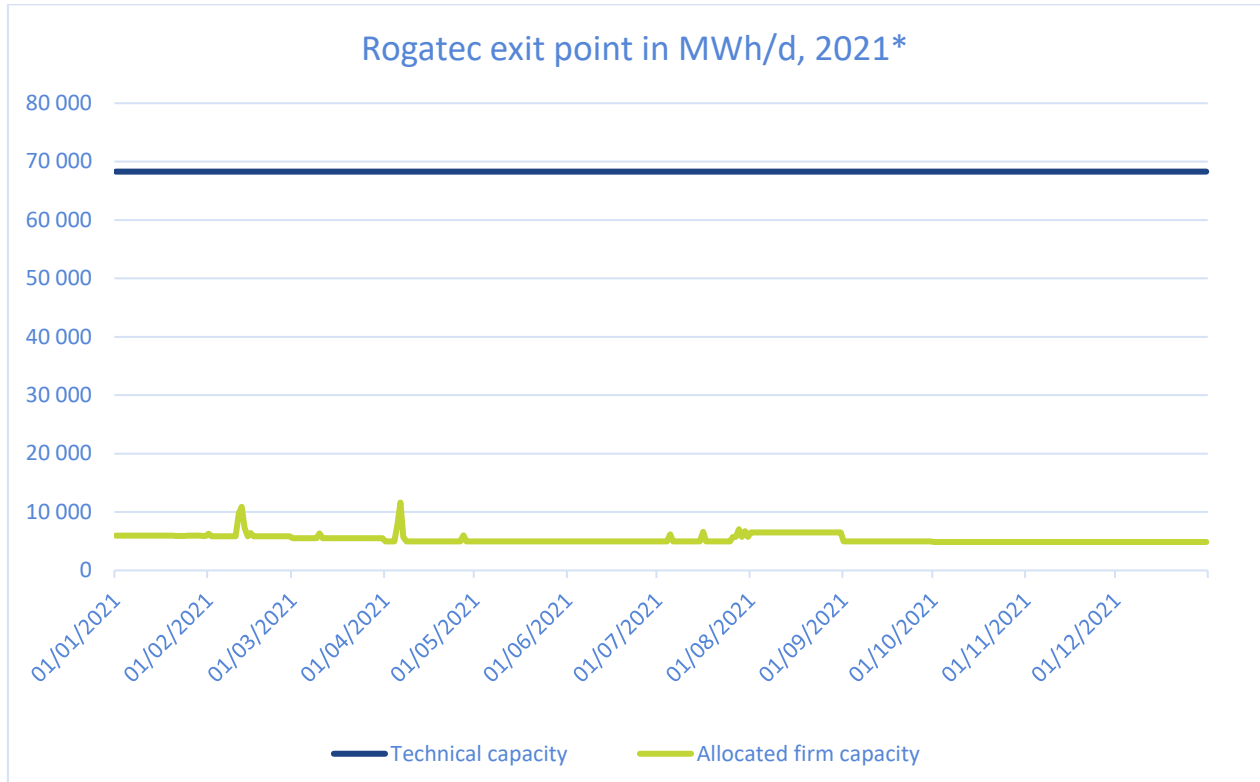
B. Demand assessment

i. Historical usage pattern

The capacity in the direction HR-SI has been offered, but was no received demands, therefore there is no historical data.

The capacity in the direction SI-HR: The utilisation of the technical capacity and allocated firm capacity in MWh/d for 2020 and 2021 at Rogatec exit point is presented in the charts below.





*Allocated firm capacity for 2021 in chart Rogatec exit and entry point in MWh/d, is included based on currently available data of booked capacity until 31st December 2021.

ii. Results of current annual yearly auction

In the recent annual yearly auctions, taking place on 05. 07. 2021 for the joint interconnection points, the following results have been achieved:

Plinovodi:

Interconnection point name	Flow direction	Gas year	Offered capacity Amount		Booked capacity Amount	
			Bundled – kWh/h	Unbundled - kWh/h	Bundled – kWh/h	Unbundled - kWh/h
Rogatec	SI → HR	2021/2022	2,013,761	547,074	201,000	0
Rogatec	HR → SI	2021/2022	248,111	0	0	0

Plinacro:

Interconnection point name	Flow direction	Gas year	Offered capacity Amount		Booked capacity Amount	
			Bundled – kWh/h	Unbundled - kWh/h	Bundled – kWh/h	Unbundled - kWh/h
Rogatec	SI → HR	2021/2022	2,013,761	0	201,000	0
Rogatec	HR → SI	2021/2022	248,111	41,795	0	0

iii. Relations to GRIPS, TYNDP, NDPs

Both TSOs have developed some projects regarding interconnection point Rogatec (listed below):

6.26 Cluster Croatia — Slovenia — Austria at Rogatec, including the following PCIs:

6.26.1 Interconnection Croatia — Slovenia (Lučko — Zabok — Rogatec)

6.26.2 CS Kidričevo, 2nd phase of upgrade (SI)

6.26.3 Compressor stations at the Croatian gas transmission system

6.26.6 Upgrade of Rogatec interconnection (SI)

Both companies added their projects to the National TYNDP, ENTSOG TYNDP and GRIPs.

iv. Expected amount, direction and duration of demand for incremental capacity

Future demands for the direction HR-SI at IP Rogatec are relatable with the new sources of natural gas ie. LNG Terminal Krk, IAP or potential new gas flow in direction HU-HR-SI etc.

C. Conclusion for the (non)-initiation of an incremental capacity project/process

According to the assessment result of the non-binding demand indications, the historical usage patterns and the results of the latest annual auctions, which already indicated that no demand levels for incremental capacity need to be developed, currently no incremental capacity project will be initiated.

Based on the aforementioned decision, no technical studies for incremental capacity projects will be conducted. Both TSOs will even though not receiving non-binding demand indication, continue to develop the project in line with the TYNDP of the both companies.

D. Provisional timeline

Market Demand Assessment will be, according to the Article 26, Regulation 2017/459 performed on regular basis.

E. Interim arrangements for the auction of existing capacity on the concerned IP(s)

Not applicable.

F. Fees

For the incremental capacity cycle addressed by this report, involved TSOs did not introduce a fee for the evaluation and processing of non-binding demand indications.

G. Contact information

Plinovodi d.o.o.

Jošt Štrukelj

Head of Commercial and Regulation Department

Commercial and Regulation Department

+386 41 264 696

jošt.strukelj@plinovodi.si

Cesta Ljubljanske brigade 11b

1001 Ljubljana

Slovenia

Plinacro Ltd.

Robert Bošnjak

Head of Strategic Development Department

+385-1-6301-752

robert.bosnjak@plinacro.hr

Savska cesta 88a

10000 Zagreb

Croatia